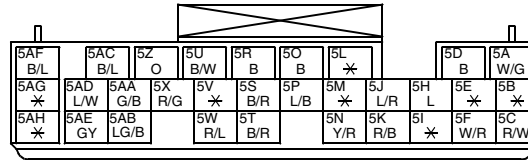

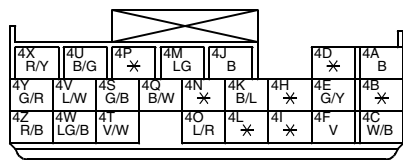
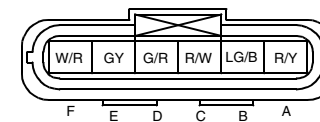


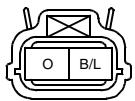
B1-01 PCM (F)



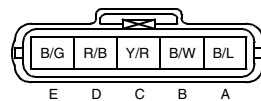
B1-14 加速踏板位置传感器 (F)



B1-15 变的新鲜空气管道阀 (F)



B1-16 空气流量传感器 (F)



B1-17 大气压力传感器 (F)

