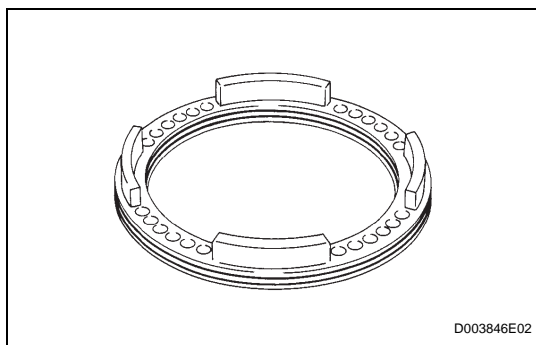


## REASSEMBLY

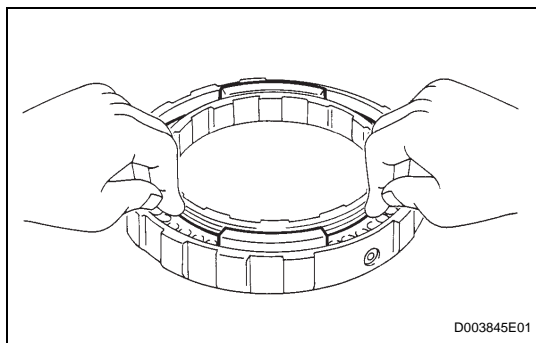
### 1. INSTALL 2ND BRAKE PISTON O-RING

- (a) Coat the 2 new O-rings with ATF, and install them into the 2nd brake piston.



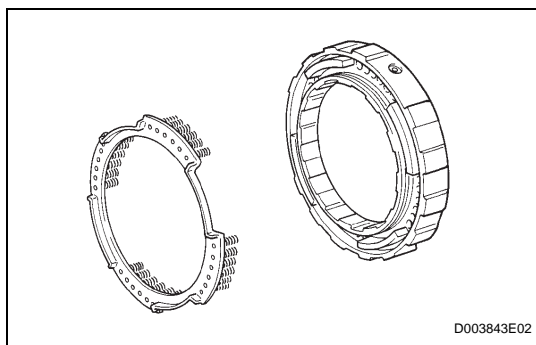
### 2. INSTALL 2ND BRAKE PISTON

- (a) Press in the 2nd brake piston into the 2nd brake cylinder with your hands.



### 3. INSTALL 2ND BRAKE PISTON RETURN SPRING SUB-ASSEMBLY

- (a) Install the piston return spring.



- (b) Place SST on the piston return spring, and compress the piston return spring with a press.

**SST 09387-00060**

- (c) Using a screwdriver, install the snap ring.

**NOTICE:**

**Be sure the end gap of the snap ring is not aligned with the piston return spring claw.**

