




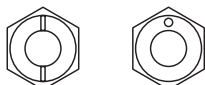

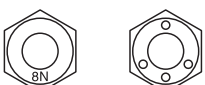







HOW TO DETERMINE NUT STRENGTH

Nut Type

Present Standard Hexagon Nut	Old Standard Hexagon Nut		Class
	Cold Forging Nut	Cutting Processed Nut	
No Mark 			4N
No Mark (w/ Washer) 	No Mark (w/ Washer) 	No Mark 	5N (4T)
			6N
			7N (5T)
			8N
		No Mark 	10N (7T)
			11N
			12N

SS

HINT:

- *: Nut with 1 or more marks on one side surface of the nut.
- Use a nut with the same nut strength classification number (or greater) as the bolt strength classification number when tightening parts with a bolt and nut.

Example:

- Bolt = 4T
- Nut = 4N or more