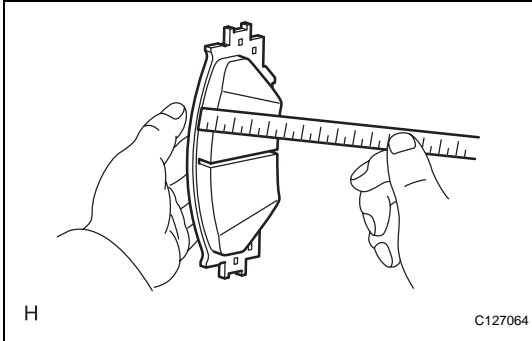


INSPECTION

1. CHECK BRAKE CYLINDER AND PISTON

- (a) Check the cylinder bore and piston for rust or scoring.
If necessary, replace the cylinder and piston.



2. CHECK PAD LINING THICKNESS

- (a) Using a ruler, measure the pad lining thickness.

Standard thickness:

12.0 mm (0.472 in.)

Minimum thickness:

1.0 mm (0.039 in.)

If the pad lining thickness is equal to or less than the minimum, replace the pad.

3. CHECK FRONT DISC BRAKE PAD SUPPORT PLATE

- (a) Check the 4 plates as follows. If necessary, replace the plates.

- (1) Use brake cleaner to clean the pad support plate's pad and cylinder mounting contact surface. Inspect for deformation, cracks, rust and foreign matter that is difficult to remove.
- (2) Use brake cleaner to clean the cylinder mounting's pad support plate contact surface. After installing the pad support plate to the cylinder mounting, inspect for looseness and deformation.
- (3) After installing the pad, inspect if the pad falls off easily (due to the spring force of the pad support plate).

4. CHECK DISC THICKNESS

- (a) Using a micrometer, measure the disc thickness.

Standard thickness

Model	Specified Condition
With $\phi 275$ disc	25.0 mm (0.984 in.)
With $\phi 296$ disc	28.0 mm (1.102 in.)

Minimum thickness

Model	Specified Condition
With $\phi 275$ disc	22.0 mm (0.866 in.)
With $\phi 296$ disc	25.0 mm (0.984 in.)

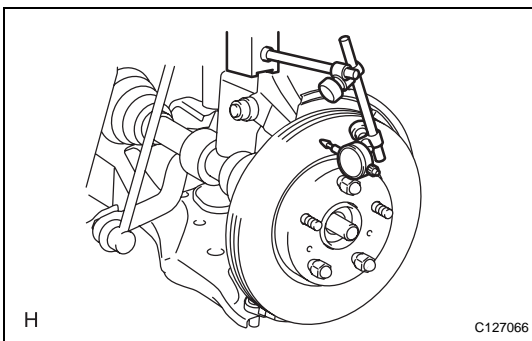
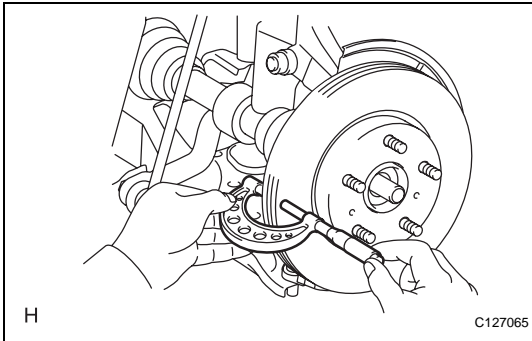
If the disc thickness is less than the minimum, replace the disc.

5. CHECK DISC RUNOUT

- (a) Check the axle hub bearing (see page [AH-6](#)).
- (b) Tighten the disc with the 3 hub nuts.
- (c) Using a dial indicator, measure the disc runout 10.0 mm (0.39 in.) from the outer edge of the disc.

Maximum disc runout:

0.05 mm (0.0020 in.)



If the runout is greater than the maximum, change the installation positions of the disc and axle so that the runout will become minimal. If the runout is greater than the maximum even when the installation positions are changed, grind the disc. If the disc thickness is less than the minimum, replace the disc.

- (d) Remove the 3 hub nuts.