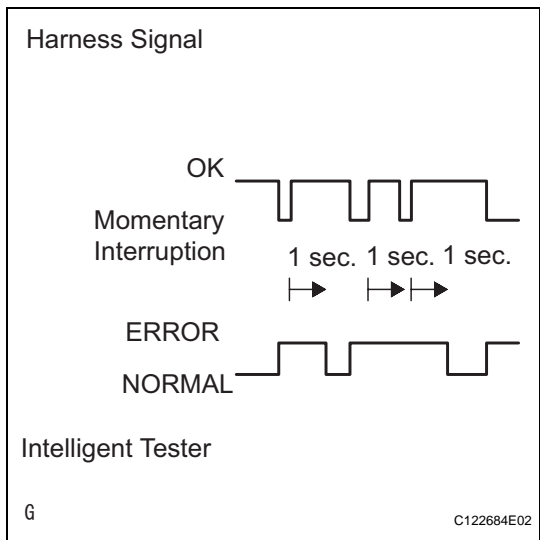
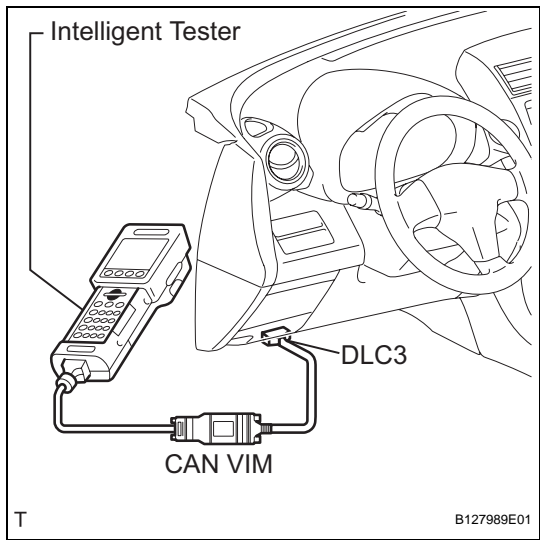


CHECK FOR INTERMITTENT PROBLEMS

1. CHECK FOR INTERMITTENT PROBLEMS

HINT:
A momentary interruption (open circuit) in the connectors and/or wire harness between the sensors and ECUs can be detected by using the ECU DATA LIST function of an intelligent tester.

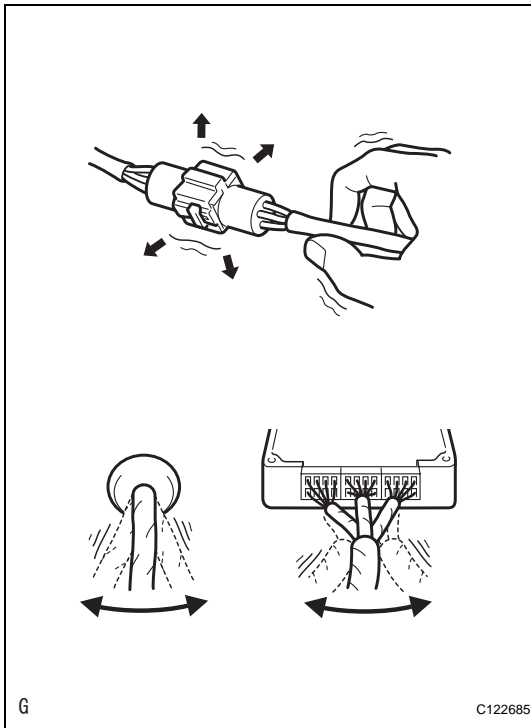
- (a) Turn the ignition switch OFF and connect the intelligent tester (with CAN VIM) to the DLC3.
- (b) Turn the ignition switch ON.



- (c) Follow the prompts on the intelligent tester to display the DATA LIST and select areas where a momentary interruption should be monitored.
- HINT:**
- A momentary interruption (open circuit) cannot be detected for 3 seconds after the ignition switch is turned ON (initial check).
 - If the status remains on the ERROR display, check for continuity between the ECU and the sensors, or between ECUs.
 - The ERROR display on the intelligent tester remains on for 1 second after the harness signal changes from a momentary interruption (open circuit) to normal condition.

Item (Display)	Measurement Item / Range (Display)	Normal Condition	Diagnostic Note
FR SPD OPN	FR speed sensor open detection / ERROR or NORMAL	ERROR: Momentary interruption NORMAL: Normal	-
FL SPD OPN	FL speed sensor open detection / ERROR or NORMAL	ERROR: Momentary interruption NORMAL: Normal	-
RR SPD OPN	RR speed sensor open detection / ERROR or NORMAL	ERROR: Momentary interruption NORMAL: Normal	-
RL SPD OPN	RL speed sensor open detection / ERROR or NORMAL	ERROR: Momentary interruption NORMAL: Normal	-
EFI COM OPN	EFI communication open detection / ERROR or NORMAL	ERROR: Momentary interruption NORMAL: Normal	-

Item (Display)	Measurement Item / Range (Display)	Normal Condition	Diagnostic Note
YAW RATE OPN	Yaw rate sensor open detection / ERROR or NORMAL	ERROR: Momentary interruption NORMAL: Normal	-
DECELERAT OPN	Deceleration sensor open detection / ERROR or NORMAL	ERROR: Momentary interruption NORMAL: Normal	-
STEERING OPN	Steering angle sensor open detection / ERROR or NORMAL	ERROR: Momentary interruption NORMAL: Normal	-
M/C OPN	Master cylinder pressure sensor open detection / ERROR or NORMAL	ERROR: Momentary interruption NORMAL: Normal	-



- (d) While observing the screen, gently jiggle the connector or wire harness between the ECU and sensors, or between ECUs.

OK:

ERROR display does not change.

HINT:

The connector and/or wire harness have a momentary interruption (open circuit) if the display changes. Repair or replace the connector and wire harness if either of them is faulty.