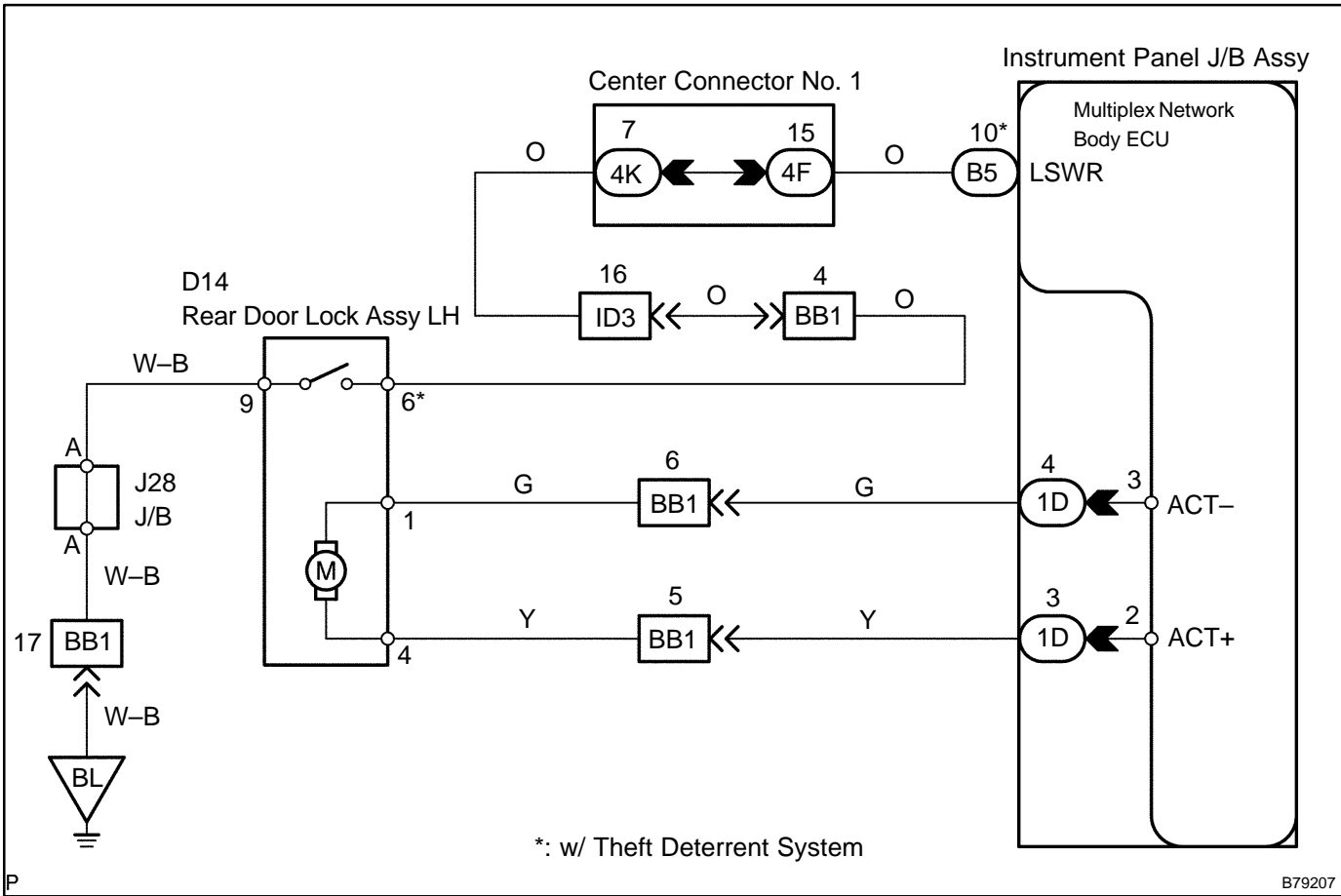


ONLY REAR LH DOOR LOCK/UNLOCK FUNCTIONS DO NOT OPERATE

CIRCUIT DESCRIPTION

The instrument panel J/B Assy (multiplex network body ECU) receives lock/unlock switch signals and activates the door lock motor according to the signals.

WIRING DIAGRAM



INSPECTION PROCEDURE

1 PERFORM ACTIVE TEST USING HAND-HELD TESTER

- (a) Select the ACTIVE TEST, use the hand-held tester to generate a control command, and then check that the power door lock operates.

Multiplex network body ECU:

Item	Test Details	Diagnostic Note
DOOR LOCK	Operate door lock motor for all doors LOCK/UNLOCK	All doors are closed

OK: Door can lock/unlock.

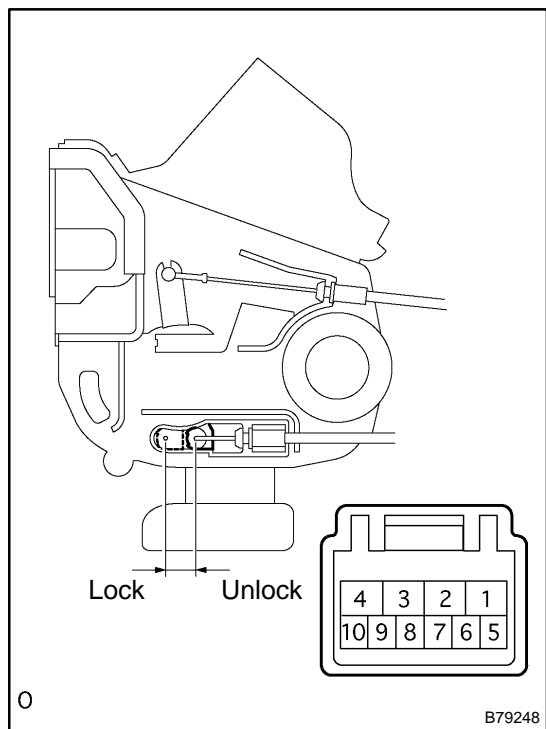
NG → Go to step 2 (w/ THEFT DETERRENT SYSTEM)

NG → Go to step 3 (w/o THEFT DETERRENT SYSTEM)

OK

REPLACE INSTRUMENT PANEL JUNCTION BLOCK ASSY (MULTIPLEX NETWORK BODY ECU)

2 INSPECT REAR DOOR LOCK ASSY LH (POSITION SWITCH)



- (a) Measure the resistance of the position switch.

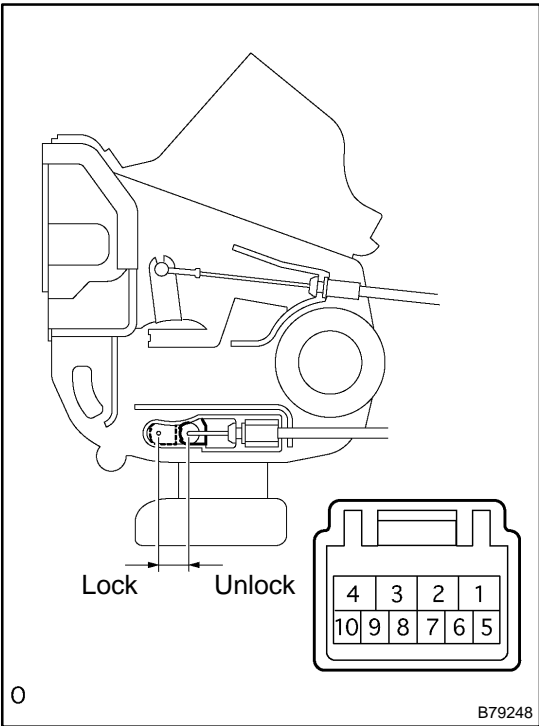
Standard:

Tester Connection	Switch Condition	Specified Condition
6 – 9	Lock	10 kΩ or higher
6 – 9	Unlock	Below 1 Ω

NG → REPLACE REAR DOOR LOCK ASSY LH

OK

3 INSPECT REAR DOOR LOCK ASSY LH (DOOR LOCK MOTOR)



- (a) Apply battery voltage to the door lock and check operation of the door lock motor.

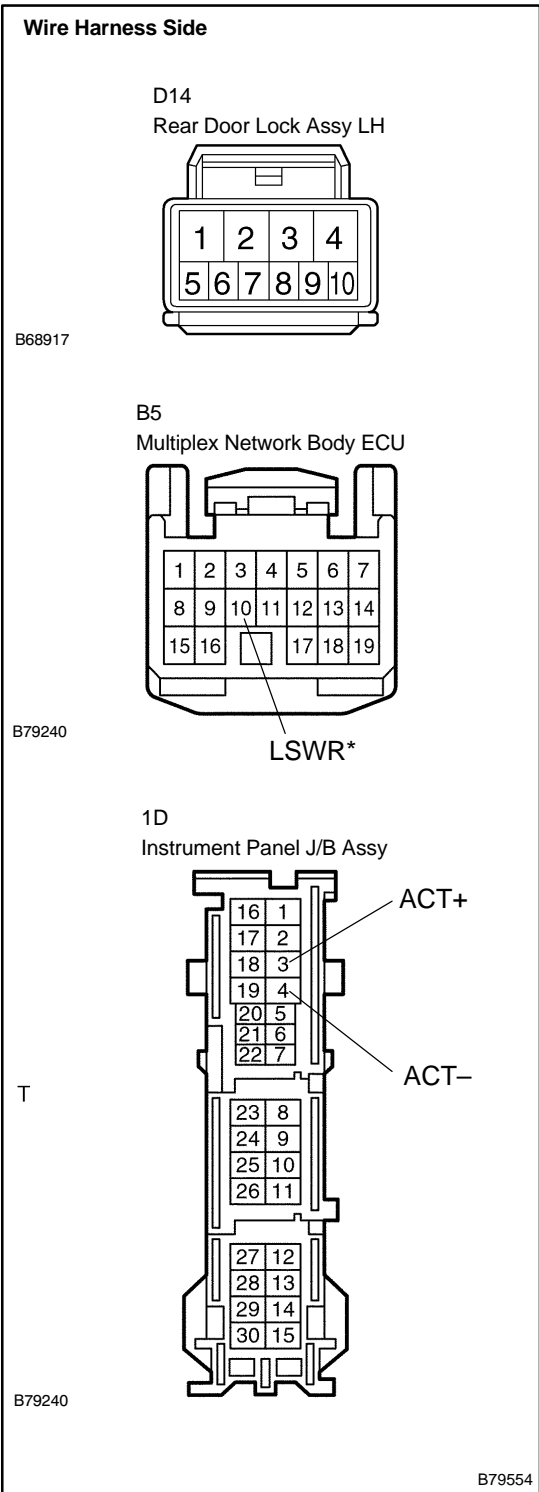
OK:

Measurement Condition	Specified Condition
Battery positive (+) → Terminal 4 Battery negative (-) → Terminal 1	Lock
Battery positive (+) → Terminal 1 Battery negative (-) → Terminal 4	Unlock

NG → **REPLACE REAR DOOR LOCK ASSY LH**

OK

4 CHECK WIRE HARNESS (REAR DOOR LOCK ASSY LH - MULTIPLEX NETWORK BODY ECU, INSTRUMENT PANEL J/B ASSY AND BODY GROUND)



- (a) Disconnect the D14 lock, B5 ECU and 1D J/B connectors.
- (b) Measure the resistance of the wire harness side connectors.

Standard:

Tester Connection	Specified Condition
D14-4 - 1D-3 (ACT+)	Below 1 Ω
D14-1 - 1D-4 (ACT-)	Below 1 Ω
D14-6 - B5-10 (LSWR)*	Below 1 Ω
D14-9 - Body ground	Below 1 Ω

*: w/ Theft deterrent system

NG REPAIR OR REPLACE HARNESS AND CONNECTOR

OK

REPLACE INSTRUMENT PANEL JUNCTION BLOCK ASSY (MULTIPLEX NETWORK BODY ECU)