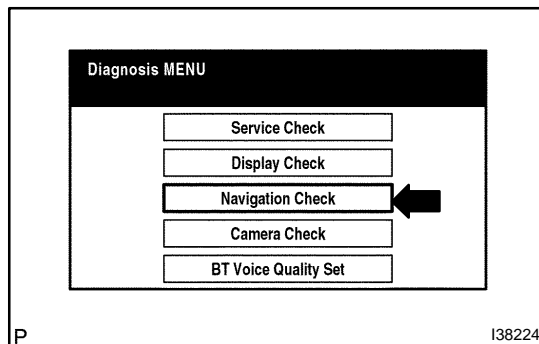


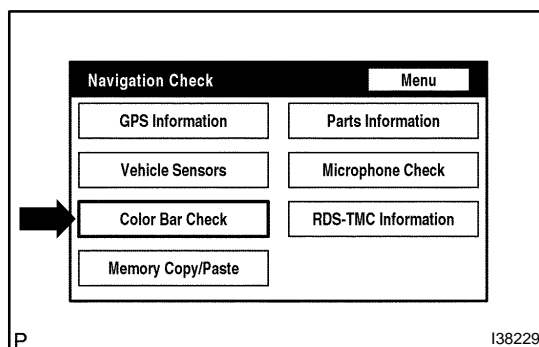
## NAVIGATION CHECK MODE (NAVI COLOR BAR CHECK)

### HINT:


- This mode checks the color display on the navigation ECU.
  - Illustrations may differ from the actual vehicle depending on the device settings and options. Therefore, some detailed areas may not be shown exactly the same as on the actual vehicle.
1. Enter diagnostic mode (see page [05-1881](#)).



2. Select "Navigation Check" from the "Diagnosis MENU" screen.



3. Select "Color Bar Check" from the "Navigation Check" screen.



4. Check each color of the color bar when the "NAVI Color Bar Check" screen is displayed.

### HINT:

Colors will not be displayed full-screen as in "Display Check Mode".