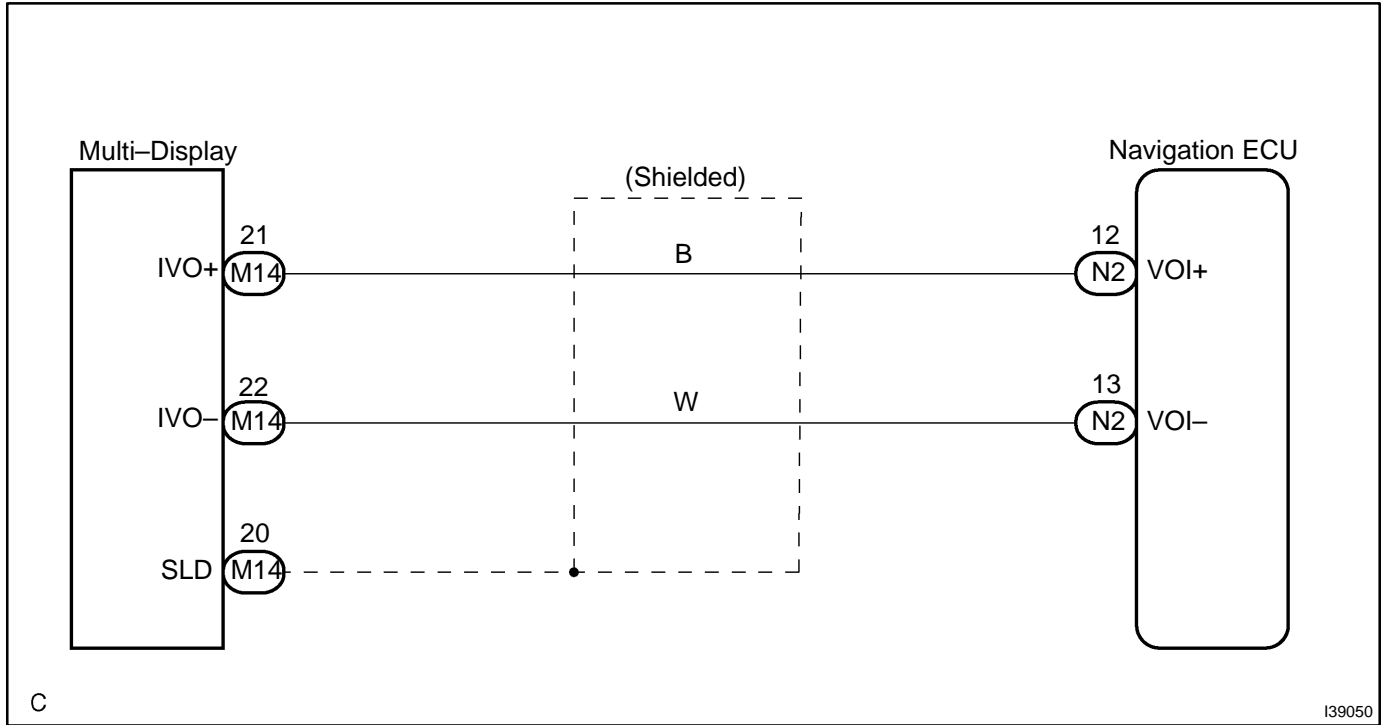


CELLULAR PHONE VOICE CIRCUIT (MULTI-DISPLAY - NAVIGATION ECU)

CIRCUIT DESCRIPTION

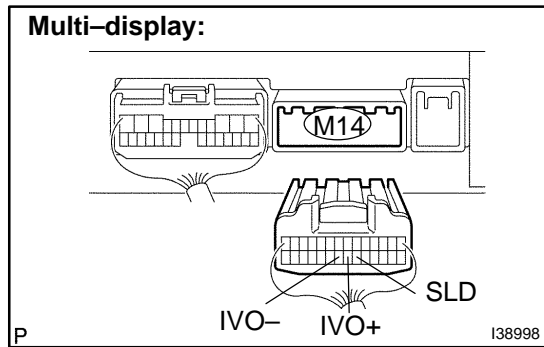
This circuit sends a voice signal of the cellular phone from the multi-display to the navigation ECU.

WIRING DIAGRAM



INSPECTION PROCEDURE

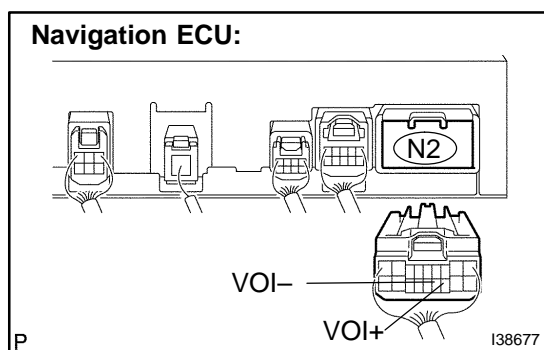
1 CHECK HARNESS AND CONNECTOR(NAVIGATION ECU - MULTI-DISPLAY)



- (a) Disconnect the connector from the navigation ECU N2 and multi-display M14.
- (b) Measure the resistance according to the value(s) in the table below.

Standard:

Tester connection	Condition	Specified condition
IVO+ - VOI+	Always	Below 1 Ω
IVO- - VOI-	Always	Below 1 Ω
IVO+ - Body ground	Always	10 kΩ or higher
IVO- - Body ground	Always	10 kΩ or higher
SLD - Body ground	Always	10 kΩ or higher



NG REPAIR OR REPLACE HARNESS OR CONNECTOR

OK

PROCEED TO NEXT CIRCUIT INSPECTION SHOWN ON PROBLEM SYMPTOMS TABLE (SEE PAGE 05-1873)