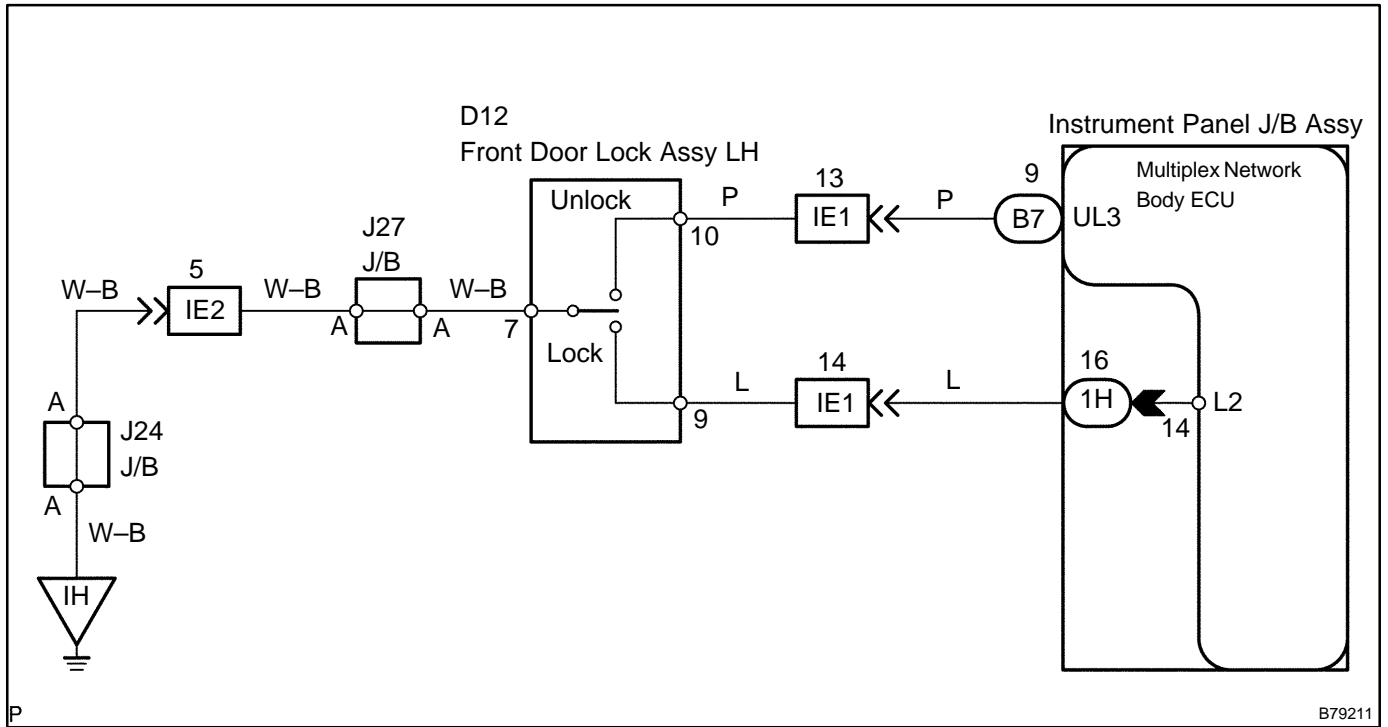


ALL DOORS LOCK/UNLOCK FUNCTIONS DO NOT OPERATE VIA DRIVER SIDE DOOR KEY CYLINDER

CIRCUIT DESCRIPTION

The instrument panel J/B Assy (multiplex network body ECU) receives switch signals from the door-key-linked lock/unlock switch and activates the door lock motor according to the signals.

WIRING DIAGRAM



INSPECTION PROCEDURE

1 READ VALUE OF HAND-HELD TESTER (DOOR LOCK AND UNLOCK SWITCH)

- (a) Check the DATA LIST for proper functioning of the door lock and unlock switch.

Multiplex network body ECU:

Item	Measurement Item/Display (Range)	Normal Condition	Diagnostic Note
DOR KEY SW-LOCK	Driver door lock/unlock switch lock signal (key-linked-lock switch) /ON or OFF	ON: Driver side door key cylinder is turned to lock OFF: Driver side door key cylinder is not turned to lock	-
D DOR KEY SW-UN	Driver door lock/unlock switch unlock signal (key-linked-unlock switch) /ON or OFF	ON: Driver side door key cylinder is turned to unlock OFF: Driver side door key cylinder is not turned to unlock	-

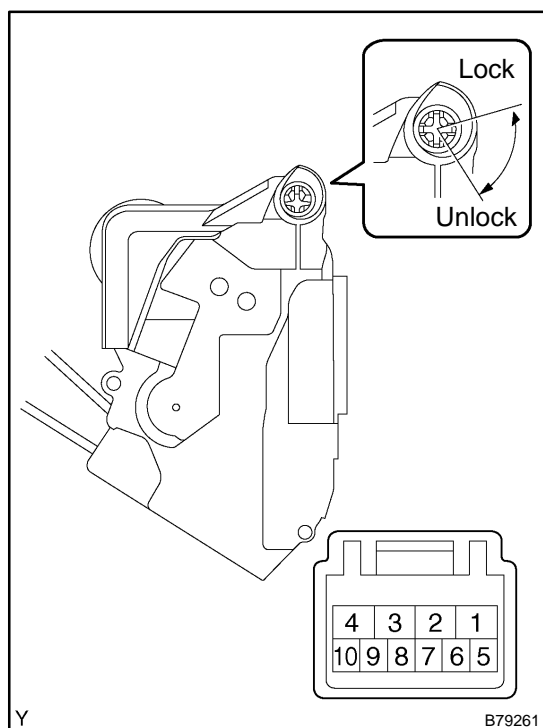
OK: "ON" (door is locked/unlocked) appears on the screen.

NG → Go to step 2

OK

REPLACE INSTRUMENT PANEL JUNCTION BLOCK ASSY (MULTIPLEX NETWORK BODY ECU)

2 INSPECT FRONT DOOR LOCK ASSY LH (DOOR LOCK AND UNLOCK SWITCH)



- (a) Measure the resistance of the door lock and unlock switch.

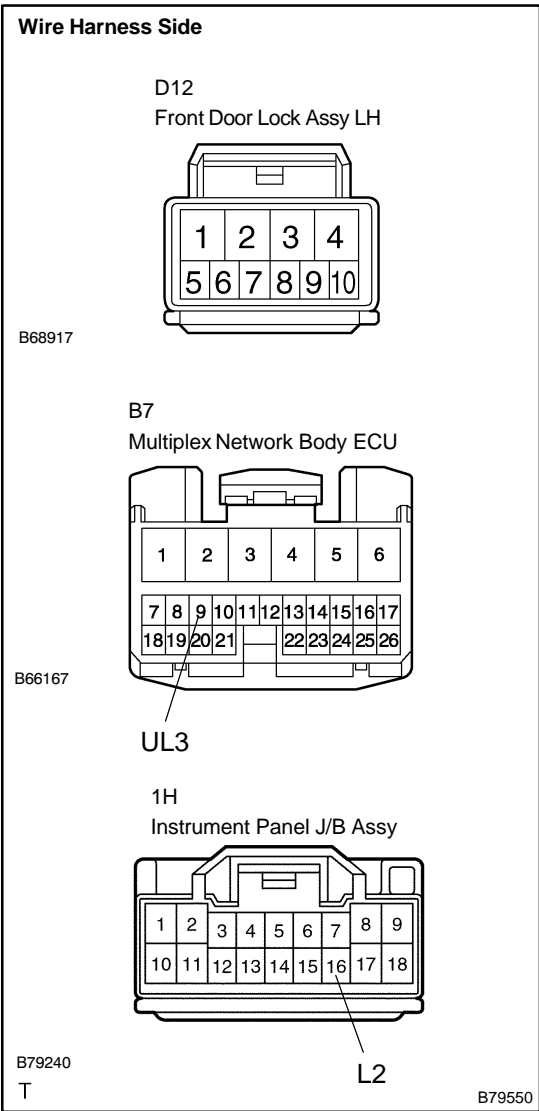
Standard:

Tester Connection	Switch Condition	Specified Condition
7 - 9	Lock	Below 1 Ω
7 - 9 7 - 10	OFF	10 k Ω or higher
7 - 10	Unlock	Below 1 Ω

NG → REPLACE FRONT DOOR LOCK ASSY LH

OK

3 CHECK WIRE HARNESS (FRONT DOOR LOCK ASSY LH - MULTIPLEX NETWORK BODY ECU, INSTRUMENT PANEL J/B ASSY AND BODY GROUND)



- (a) Disconnect the D12 lock connector.
- (b) Disconnect the B7 ECU connector.
- (c) Disconnect the 1H J/B connector.
- (d) Measure the resistance of the wire harness side connectors.

Standard:

Tester Connection	Specified Condition
D12-9 - 1H-16 (L2)	Below 1 Ω
D12-10 - B7-9 (UL3)	Below 1 Ω
D12-7 - Body ground	Below 1 Ω

NG REPAIR OR REPLACE HARNESS AND CONNECTOR

OK

REPLACE INSTRUMENT PANEL JUNCTION BLOCK ASSY (MULTIPLEX NETWORK BODY ECU)