

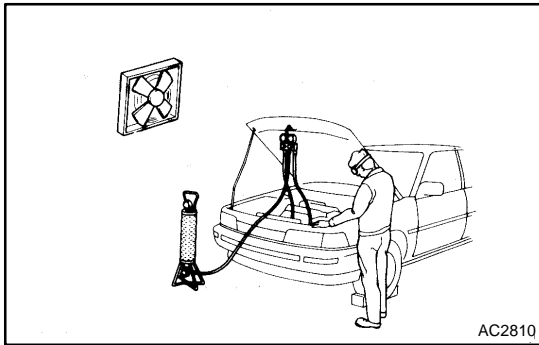
AIR CONDITIONING SYSTEM

PRECAUTION

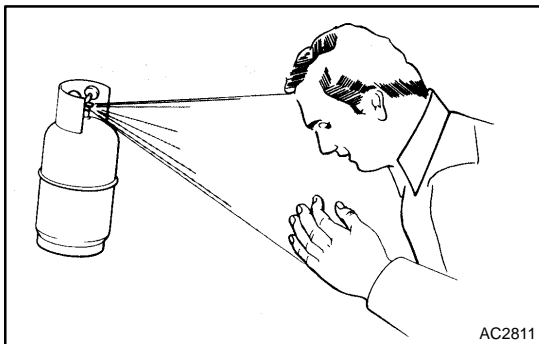
551AE-01

CAUTION:

Because the compressor has a high-voltage circuit, wear insulated gloves and pull out the service plug to cut the high-voltage circuit before inspection.



1. **DO NOT HANDLE REFRIGERANT IN AN ENCLOSED AREA OR NEAR AN OPEN FLAME**
2. **ALWAYS WEAR EYE PROTECTION**



3. **BE CAREFUL NOT TO GET LIQUID REFRIGERANT IN YOUR EYES OR ON YOUR SKIN**

If liquid refrigerant gets in your eyes or on your skin:


- (a) wash the area with lots of cold water.

CAUTION:

Do not rub your eyes or skin.

- (b) apply clean petroleum jelly to the skin.
- (c) go immediately to a hospital or see a physician for professional treatment.

4. **NEVER HEAT CONTAINER OR EXPOSE IT TO NAKED FLAME**
5. **BE CAREFUL NOT TO DROP CONTAINER OR APPLY PHYSICAL SHOCKS TO IT**



6. **DO NOT OPERATE COMPRESSOR WITHOUT ENOUGH REFRIGERANT IN REFRIGERANT SYSTEM**

If there is not enough refrigerant in the refrigerant system, oil lubrication will be insufficient and compressor burnout may occur. Necessary care should be taken to avoid this.

7. **DO NOT OPEN HIGH PRESSURE MANIFOLD VALVE WHILE COMPRESSOR IS OPERATING**

Open and close only the low pressure valve. If the high pressure valves are opened, refrigerant flows in the reverse direction causing the charging cylinder to rupture.

8. **BE CAREFUL NOT TO OVERCHARGE SYSTEM WITH REFRIGERANT**

If refrigerant is overcharged, it causes problems such as insufficient cooling, poor fuel economy, engine overheating, etc.

9. NOTICE FOR INITIALIZATION:

- (a) **When disconnecting the negative (-) battery terminal, initialize the following systems after the terminal is reconnected.**

System Name	see page
Power Window Control System	01-28

10. NOTICES FOR HYBRID SYSTEM ACTIVATION:

- **When the warning lamp is illuminated or the battery has been disconnected and reconnected, pressing the power switch may not start the system on the first try. If so, press the power switch again.**
- **With the power switch's power mode changed to ON (IG), disconnect the battery. If the key is not in the key slot during reconnection, DTC B2799 may be output.**

11. PRECAUTIONS TO BE OBSERVED WHILE SERVICING**NOTICE:**

- **For the electric inverter compressor, use the ND-OIL11.**
- **Electrical insulation performance may decrease significantly if even a small amount of oil other than ND-OIL11 is used (or enters) in the refrigeration cycle, causing the DTC to be output.**
- **If other oil is accidentally used and a DTC is output, collect the compressor oil in the compressor and replace it with ND-OIL11 to increase the ND-OIL11 ratio amount.**
- **Replace the main components (evaporator, condenser, and compressor) if a large amount of oil other than ND-OIL11 enters the system. Failing to do so may cause electrical insulation performance to remain low, causing the DTC to be output.**

CAUTION:

Wear insulated gloves and pull out the service plug clip before inspection, as some of the procedures require disconnecting the high-voltage connectors (see page 05-1339).