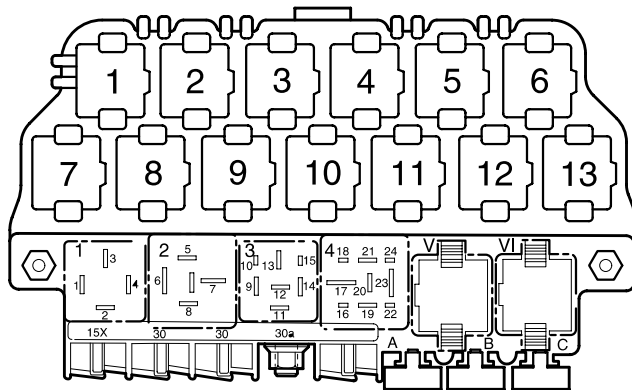


## Daylight driving lights,

from May 1999

For alternatives to relay and fuse positions as well as multi-pin connector wiring - see "Fitting locations" section.

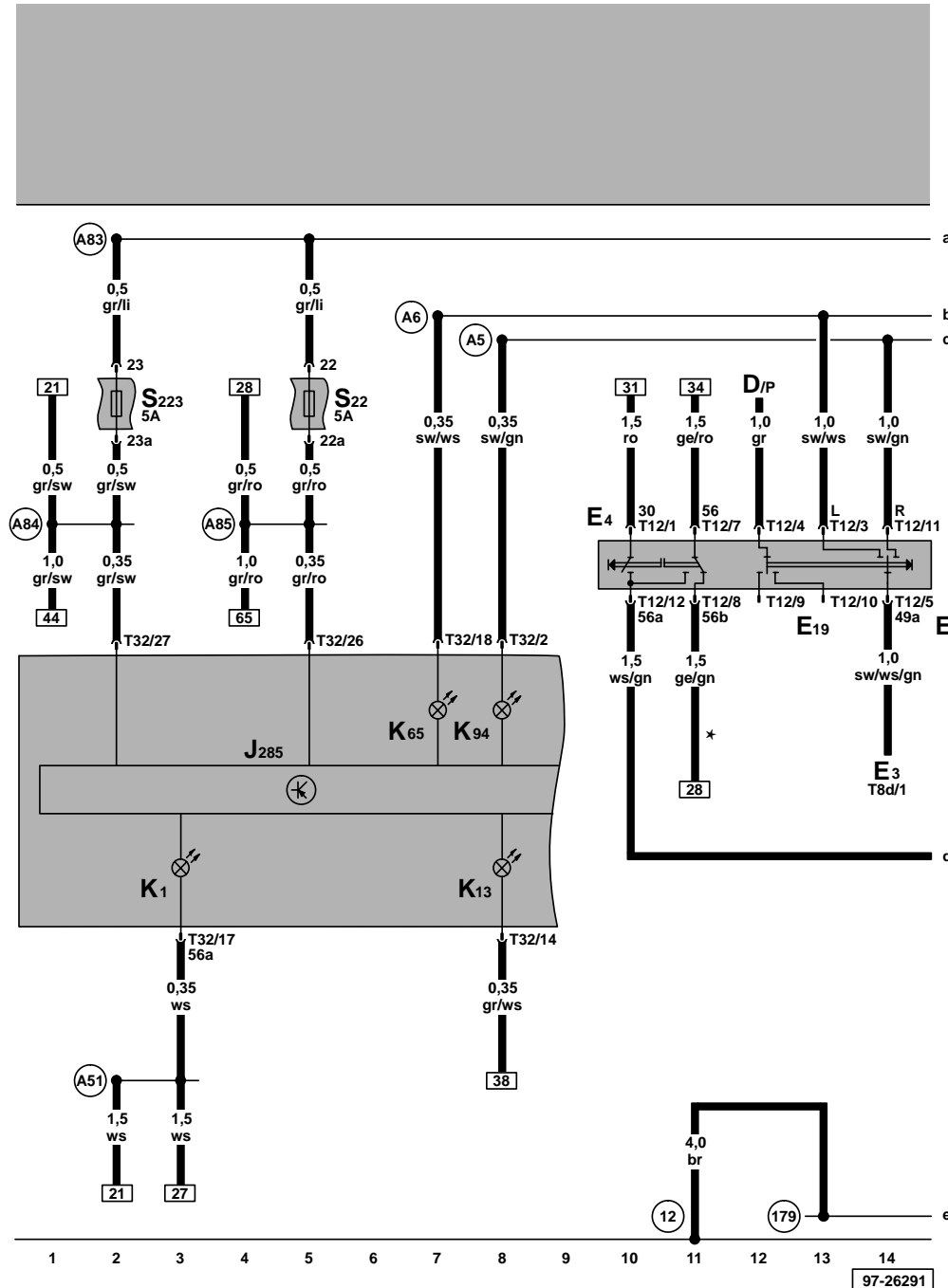


97-14163

### Fuse colours

- 30 A – green
- 25 A – white
- 20 A – yellow
- 15 A – blue
- 10 A – red
- 7.5 A – brown
- 5 A – beige
- 3 A – lilac

Dash panel insert, turn signal switch, headlight dip and flasher switch, parking light switch

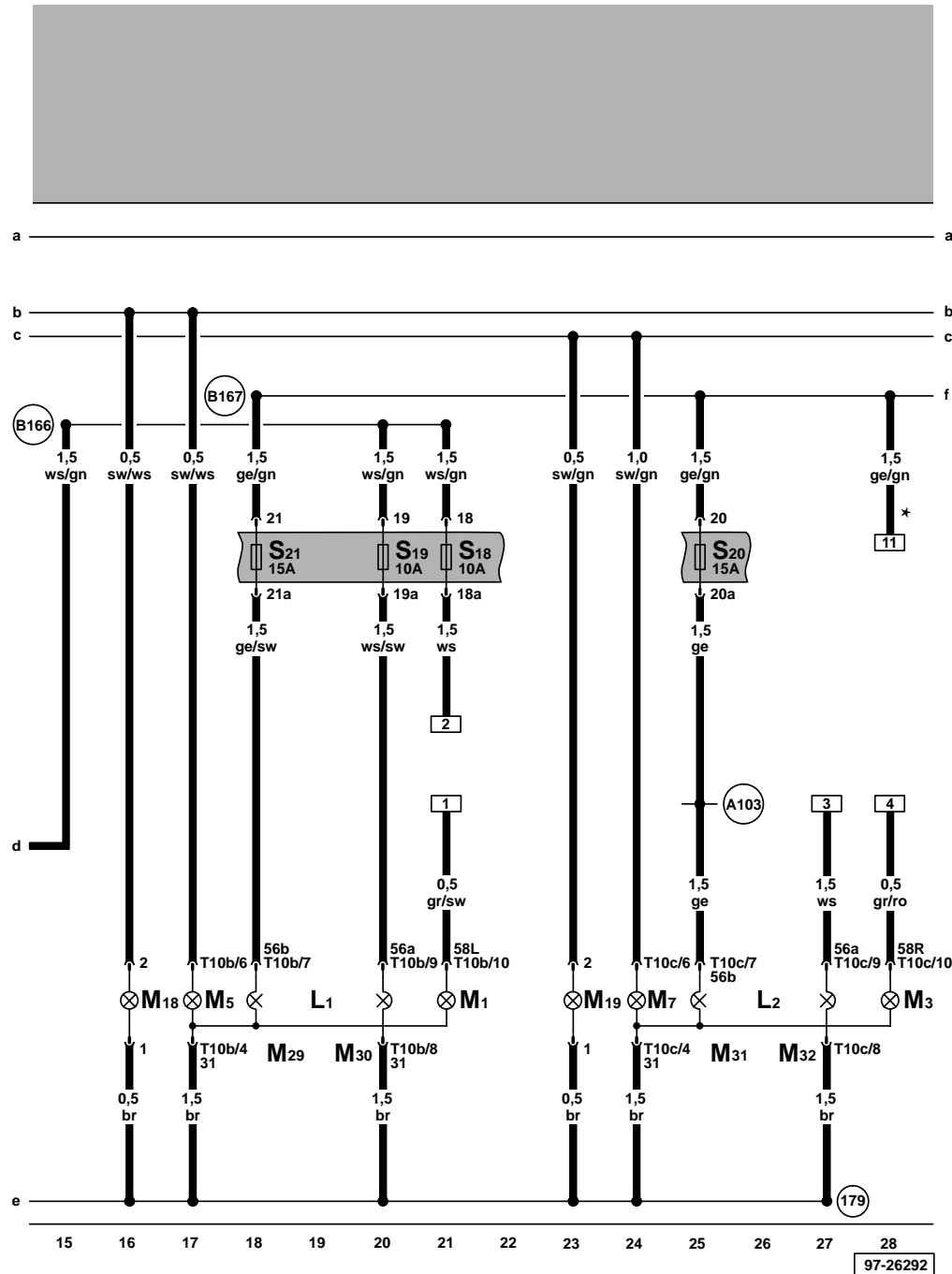


- D - Ignition/starter switch
- E2 - Turn signal switch
- E3 - Hazard warning light switch
- E4 - Headlight dipper/flasher switch
- F19 - Parking light switch
- J285 - Control unit with display in dash panel insert
- K1 - Main beam warning lamp
- K13 - Rear fog light warning lamp
- K65 - Left turn signal warning lamp
- K94 - Right turn signal warning lamp
- S22 - Fuse in relay plate fuse box
- S223 - Fuse in fuse holder
- T8d - 8-pin connector
- T12 - 12-pin connector
- T32 - 32-pin connector, blue

- (12) - Earth point, left in engine compartment
- (179) - Earth connection, in left headlight wiring harness
- A5 - Positive (+) connection (right turn signal), in dash panel wiring harness
- A6 - Positive (+) connection (left turn signal), in dash panel wiring harness
- A51 - Connection (56), in dash panel wiring harness
- A83 - Connection (day driving lights), in dash panel wiring harness
- A84 - Connection (58L), in dash panel wiring harness
- A85 - Connection (58R), in dash panel wiring harness
- \* - Only on Bora/Bora estate

ws = white  
 sw = black  
 ro = red  
 br = brown  
 gn = green  
 bl = blue  
 gr = grey  
 li = lilac  
 ge = yellow  
 or = orange

Left headlight, left side light, front left turn signal, right headlight, right side light, front right turn signal



- L1 - Twin filament bulb/sealed beam insert, left \*
- L2 - Twin filament bulb/sealed beam insert, right\*
- M1 - Side light bulb, left
- M3 - Side light bulb, right
- M5 - Turn signal bulb, front left
- M7 - Turn signal bulb, front right
- M18 - Side turn signal bulb, left
- M19 - Side turn signal bulb, right
- M29 - Dipped beam bulb, left\*\*
- M30 - Main beam bulb, left\*\*
- M31 - Dipped beam bulb, right\*\*
- M32 - Main beam bulb, right\*\*
- S18 - Fuse in relay plate fuse box
- S19 - Fuse in relay plate fuse box
- S20 - Fuse in relay plate fuse box
- S21 - Fuse in relay plate fuse box
- T10b - 10-pin connector, on left headlight
- T10c - 10-pin connector, on right headlight

- (179) - Earth connection, in left headlight wiring harness
- (A103) - Connection -2- (56), in dash panel wiring harness
- (B166) - Connection (56a), in interior wiring harness
- (B167) - Connection (56b), in interior wiring harness

- \* - Only on Bora/Bora estate
- \*\* - Only on Golf/Golf estate

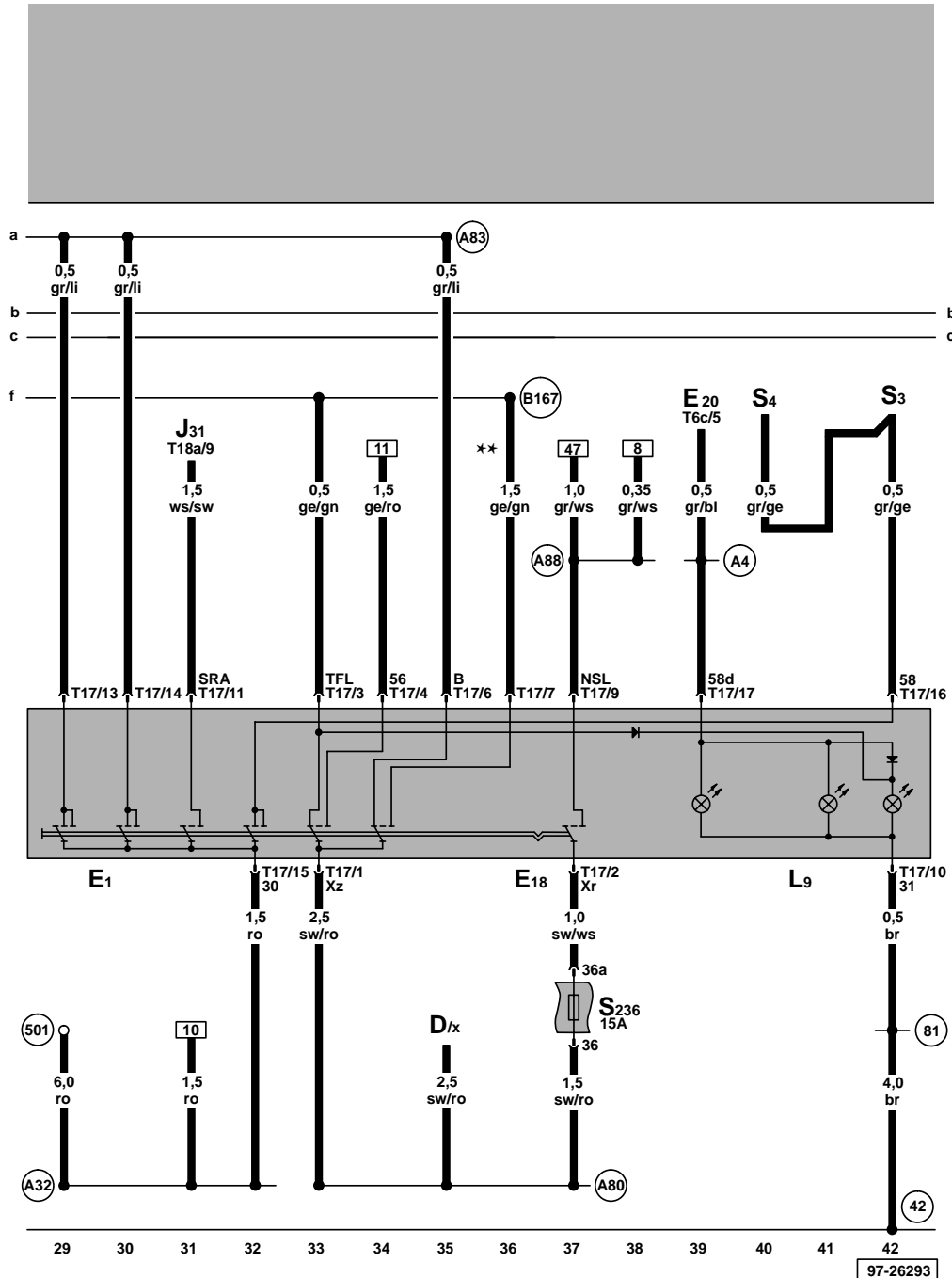
ws = white  
 sw = black  
 ro = red  
 br = brown  
 gn = green  
 bl = blue  
 gr = grey  
 li = lilac  
 ge = yellow  
 or = orange

Lighting switch, rear fog light switch

- D - Ignition/starter switch
- E1 - Lighting switch
- E18 - Rear fog light switch
- E20 - Switches and instruments - lighting control
- L9 - Lighting switch light bulb
- J31 - Automatic intermittent wash/wipe relay
- S3 - Fuse in relay plate fuse box
- S4 - Fuse in relay plate fuse box
- S236 - Fuse in fuse holder
- T6c - 6-pin connector
- T17 - 17-pin connector
- T18a - 18-pin connector

- (42) - Earth point, next to steering column
- (81) - Earth connection -1-, in dash panel wiring harness
- (501) - Screw connection -2- (30), on relay plate
- (A4) - Positive (+) connection (58b), in dash panel wiring harness
- (A32) - Positive connection (30), in dash panel wiring harness
- (A80) - Connection -1- (X), in dash panel wiring harness
- (A83) - Connection (day driving lights), in dash panel wiring harness
- (A88) - Connection (RFL), in dash panel wiring harness
- (B167) - Connection (56b), in interior wiring harness
- \*\* - Only on Golf/Golf estate

ws = white  
 sw = black  
 ro = red  
 br = brown  
 gn = green  
 bl = blue  
 gr = grey  
 li = lilac  
 ge = yellow  
 or = orange



Left brake light , rear fog light, left reversing light, left tail light, rear left turn signal, high level brake light

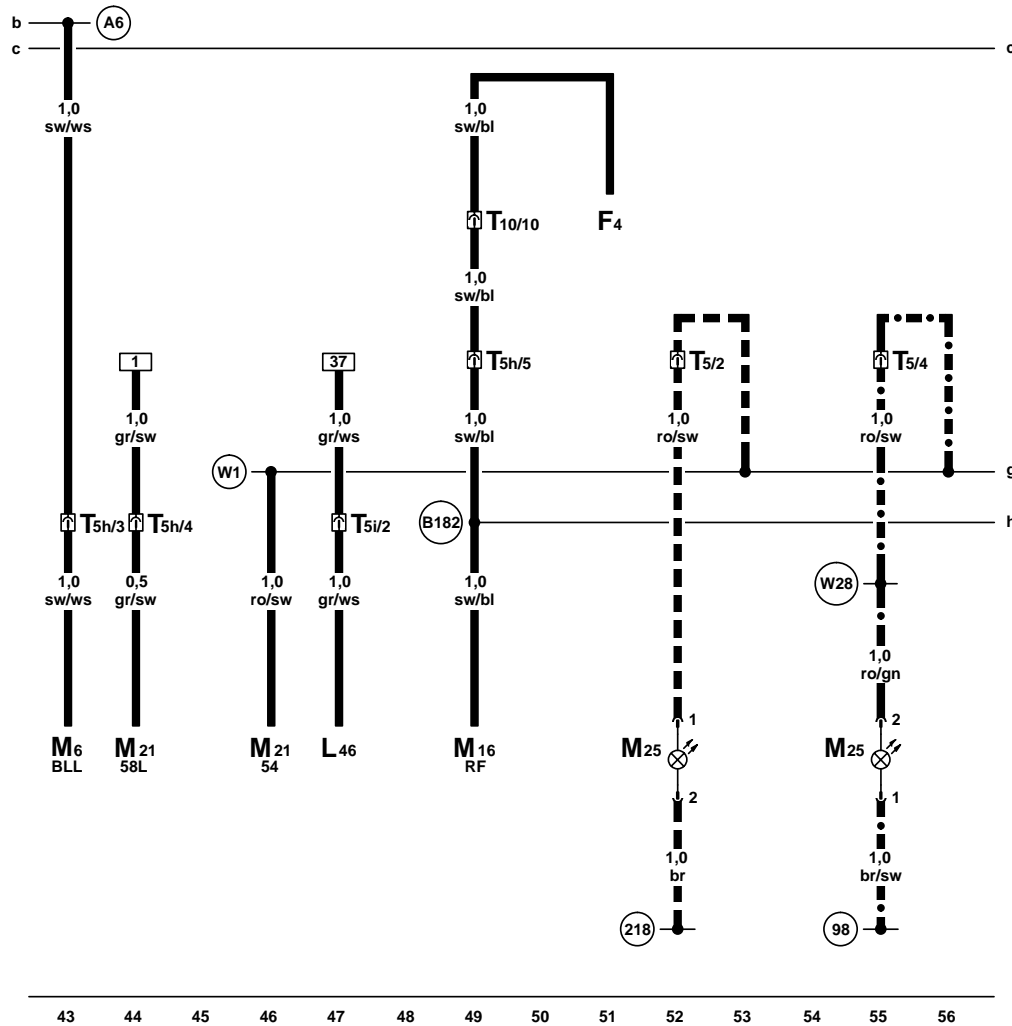


- F4 - Reversing light switch
- L46 - Rear fog light bulb, left
- M6 - Turn signal bulb, rear left
- M16 - Reversing light bulb, left
- M21 - Brake and tail light bulb, left
- M25 - High level brake light bulb
- T5 - 5-pin connector, black, left C-pillar coupling station
- T5h - 5-pin connector, near lower left A-pillar, woven into wiring harness
- T5i - 5-pin connector, near lower left A-pillar, entwined in wiring harness
- T10 - 10-pin connector, orange, in protective housing for connectors, left in plenum chamber

- (A6) - Positive (+) connection (left turn signal), in dash panel wiring harness
- (B182) - Connection (RL), in interior wiring harness
- (98) - Earth connection, in tailgate/boot lid wiring harness
- (218) - Earth connection -1-, in tailgate/boot lid wiring harness
- (W1) - Positive (+) connection (54), in rear wiring harness
- (W28) - Positive connection -2- (54), in tail light wiring harness

- Only on Golf estate/ Bora
- Only on Golf

ws = white  
 sw = black  
 ro = red  
 br = brown  
 gn = green  
 bl = blue  
 gr = grey  
 li = lilac  
 ge = yellow  
 or = orange



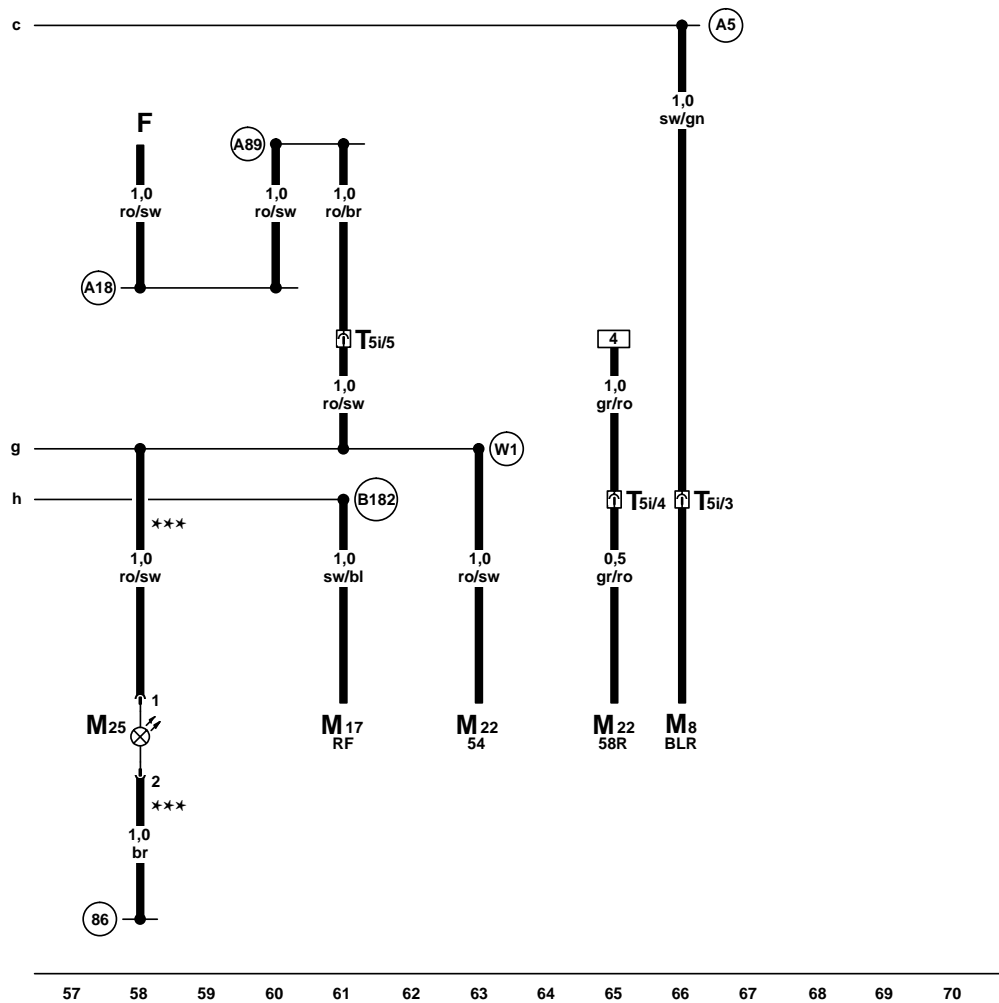
97-26294



Right tail light, right brake light, rear right turn signal, right reversing light, high level brake light

- F - Brake light switch
- M8 - Turn signal bulb, rear right
- M17 - Reversing light bulb, right
- M22 - Brake and tail light bulb, right
- M25 - High level brake light bulb (18 LED's)
- T5i - 5-pin connector, near lower left A-pillar, entwined in wiring harness

- (86) - Earth connection -1-, in rear wiring harness
- (A5) - Positive (+) connection (right turn signal), in dash panel wiring harness
- (A18) - Connection (54), in dash panel wiring harness
- (A89) - Connection (54), in dash panel wiring harness
- (B182) - Connection (RL), in interior wiring harness
- (W1) - Positive (+) connection (54), in rear wiring harness
- \*\*\* - Only on Bora



- ws = white
- sw = black
- ro = red
- br = brown
- gn = green
- bl = blue
- gr = grey
- li = lilac
- ge = yellow
- or = orange

57 58 59 60 61 62 63 64 65 66 67 68 69 70

97-26295