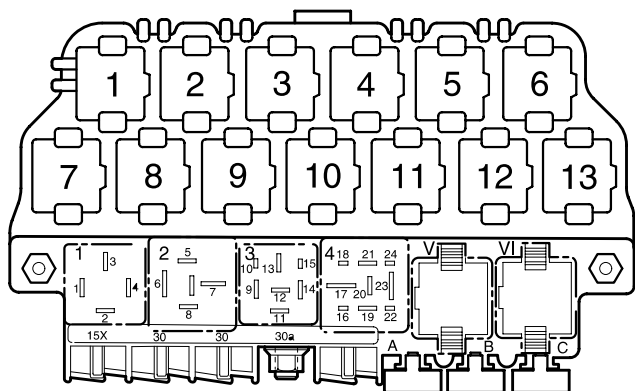


## Airbag system,

- Driver's and front passenger's airbag
- Seat belt tensioner
- Curtain airbag
- Side airbags

from May 1999

For alternatives to relay and fuse positions as well as multi-pin connector wiring - see "Fitting locations" section.



97-14163

Relay locations on 13 position additional relay carrier, above relay plate:

Relay locations on relay plate:

- 1** Dual tone horn relay (53)

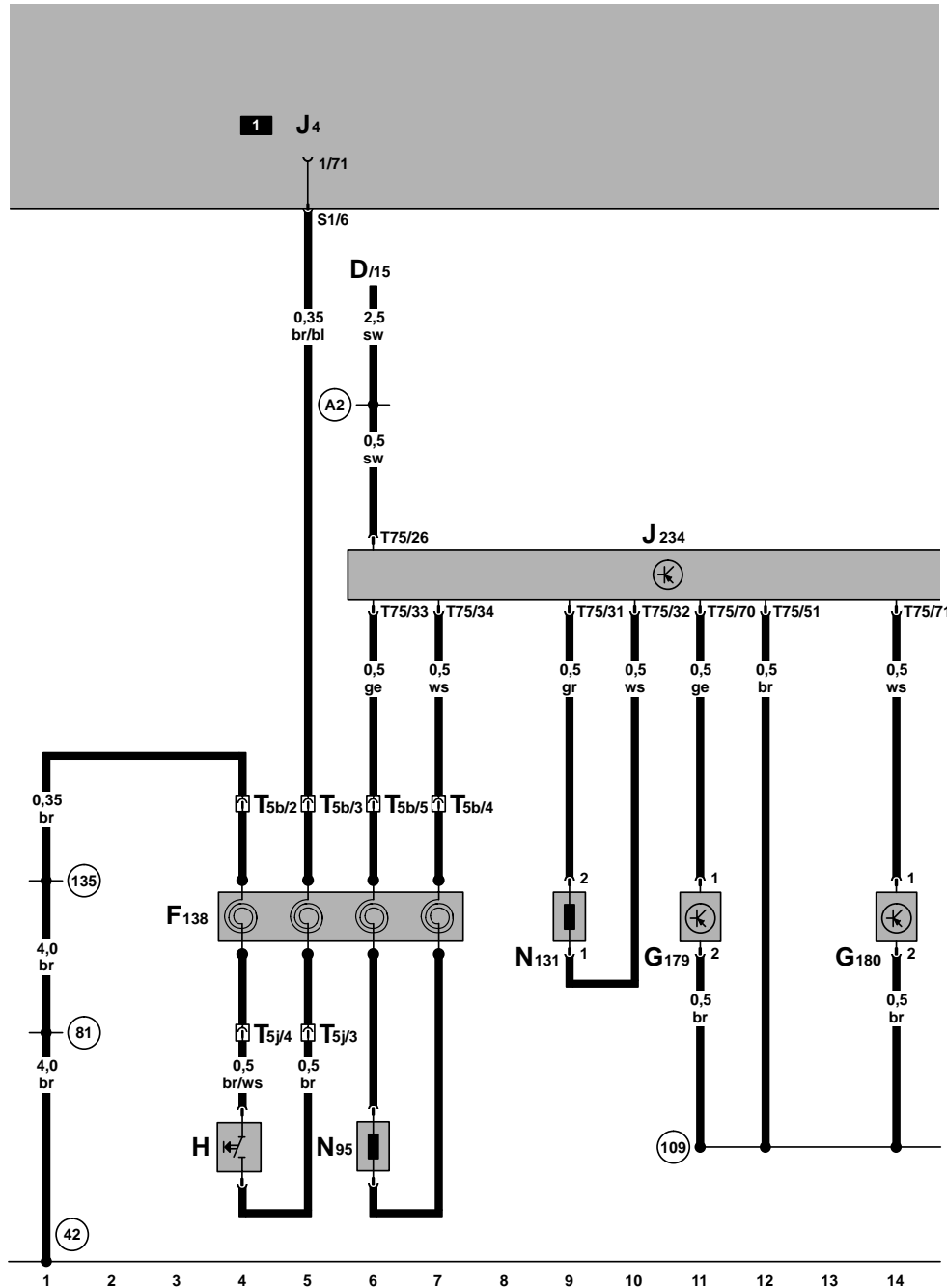
Note:

The number in brackets behind the part designation denotes the control number on the housing.

## Fuse colours

- 30 A - green
- 25 A - white
- 20 A - yellow
- 15 A - blue
- 10 A - red
- 7.5 A - brown
- 5 A - beige
- 3 A - lilac

**Airbag control unit, airbag coil connector, front airbag igniter, side airbag crash sensors**



- D - Ignition/starter switch
- F138 - Coil spring for airbag, return spring with slip ring
- G179 - Side airbag crash sensor, driver's side
- G180 - Side airbag crash sensor, front passenger's side
- H - Horn plate
- J4 - Dual tone horn relay
- J234 - Airbag control unit, behind lower console
- N95 - Airbag igniter, driver side
- N131 - Airbag igniter 1, front passenger side
- T5b - 5-pin connector, next to steering column
- T5j - 5-pin connector, in steering wheel
- T75 - 75-pin connector

- (42) - Earth point, next to steering column
- (81) - Earth connection -1-, in dash panel wiring harness
- (109) - Earth connection, in airbag wiring harness
- (135) - Earth connection -2-, in dash panel wiring harness
- (A2) - Positive (+) connection (15), in dash panel wiring harness

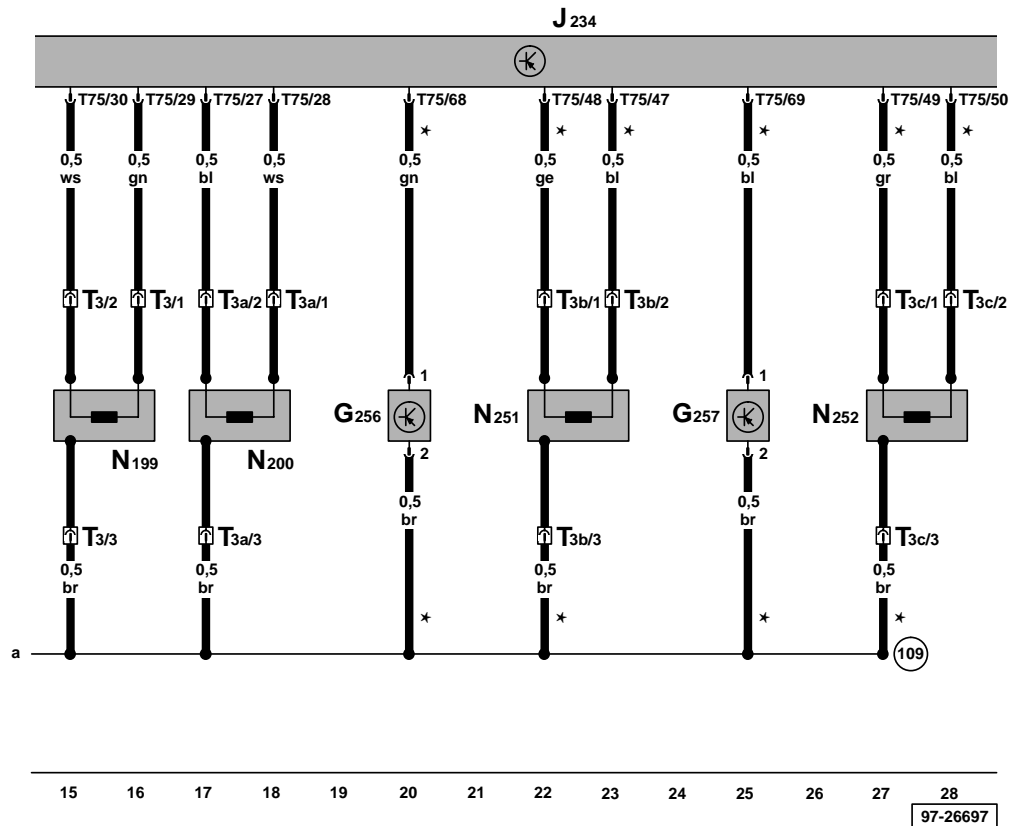
ws = white  
 sw = black  
 ro = red  
 br = brown  
 gn = green  
 bl = blue  
 gr = grey  
 li = lilac  
 ge = yellow  
 or = orange

**Airbag, control unit, side airbag igniter, rear side airbag crash sensor, curtain airbag igniter**

- G256 – Rear side airbag crash sensor, driver's side\*
- G257 – Rear side airbag crash sensor, front passenger's side\*
- J234 – Airbag control unit, behind lower console
- N251 – Curtain airbag igniter, driver's side\*
- N252 – Curtain airbag igniter, front passenger's side\*
- N199 – Side airbag igniter, driver's side
- N200 – Side airbag igniter, front passenger's side
- T3 – 3-pin connector, under driver's seat
- T3a – 3-pin connector, under front passenger's seat
- T3b – 3-pin connector
- T3c – 3-pin connector
- T75 – 75-pin connector

(109) – Earth connection, in airbag wiring harness

\* – For vehicles with curtain airbag only from November 1999



ws = white  
 sw = black  
 ro = red  
 br = brown  
 gn = green  
 bl = blue  
 gr = grey  
 li = lilac  
 ge = yellow  
 or = orange

**Airbag control unit, belt tensioner igniter, airbag warning lamp**

- J234 – Airbag control unit, behind lower console
- J285 – Control unit with display in dash panel insert
- J379 – Central locking and anti-theft alarm system control unit
- J393 – Convenience system central control unit
- J533 – Diagnosis interface for data bus, in dash panel insert
- K75 – Airbag warning lamp, in dash panel insert
- N153 – Belt tensioner igniter -1-, driver's side
- N154 – Belt tensioner igniter -2-, front passenger's side
- T2 – 2-pin connector, under driver's seat
- T2a – 2-pin connector, under driver's seat
- T16 – 16-pin connector, in centre of dash panel, self-diagnosis connection
- T23 – 23-pin connector
- T24 – 24-pin connector
- T32 – 32-pin connector, blue
- T32a – 32-pin connector, green
- T75 – 75-pin connector

- (A76) – Connection (diagnosis wire K), in dash panel wiring harness
- (A121) – Connection (high bus), in dash panel wiring harness
- (A122) – Connection (low bus), in dash panel wiring harness
- (A125) – Connection (crash signal), in dash panel wiring harness

ws = white  
 sw = black  
 ro = red  
 br = brown  
 gn = green  
 bl = blue  
 gr = grey  
 li = lilac  
 ge = yellow  
 or = orange

