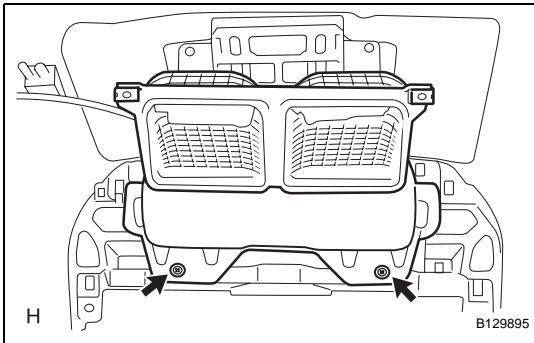


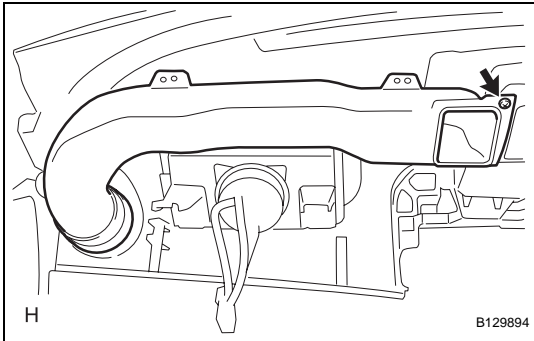
## REASSEMBLY

1. **INSTALL COOLER (SOLAR SENSOR) THERMISTOR**  
(for Automatic Air Conditioning System)
2. **INSTALL AUTOMATIC LIGHT CONTROL SENSOR**  
(for Automatic Light Control System)
3. **INSTALL FRONT PASSENGER AIRBAG ASSEMBLY**  
(See page [RS-351](#))
4. **INSTALL NO. 2 INSTRUMENT PANEL REGISTER ASSEMBLY**
5. **INSTALL NO. 1 INSTRUMENT PANEL REGISTER ASSEMBLY**
6. **INSTALL NO. 3 HEATER TO REGISTER DUCT**  
(a) Install the duct with the 2 screws.

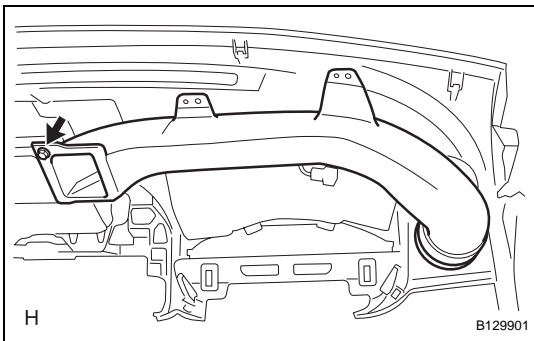
IP

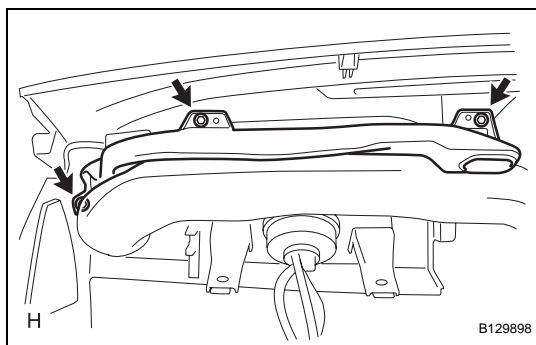


7. **INSTALL NO. 2 HEATER TO REGISTER DUCT**  
(a) Install the duct with the screw.

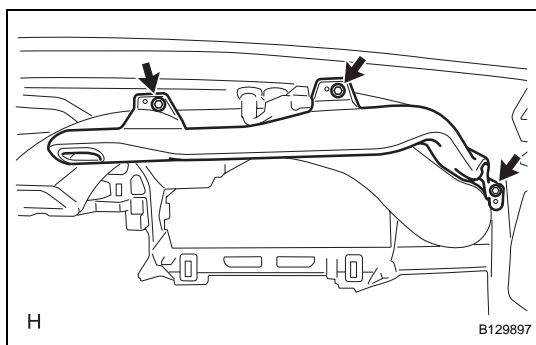


8. **INSTALL NO. 1 HEATER TO REGISTER DUCT**  
(a) Install the duct with the screw.



**9. INSTALL NO. 2 SIDE DEFROSTER NOZZLE DUCT**

(a) Install the duct with the 3 screws.

**10. INSTALL NO. 1 SIDE DEFROSTER NOZZLE DUCT**

(a) Install the duct with the 3 screws.