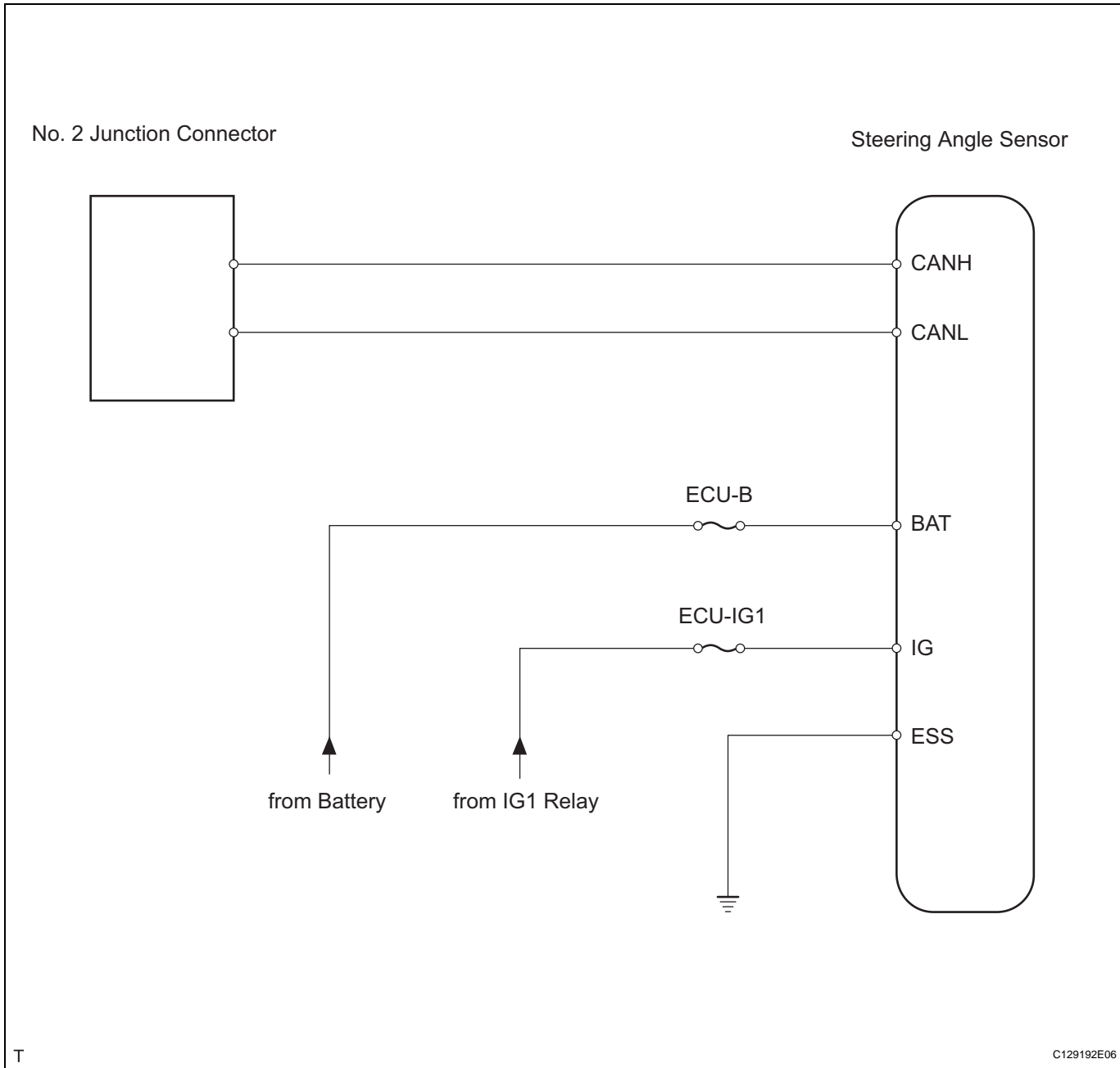


Steering Angle Sensor Communication Stop Mode

DESCRIPTION

Detection Item	Symptom	Trouble Area
STEERING ANGLE SENSOR COMMUNICATION STOP MODE	<ul style="list-style-type: none"> • STEERING SENSOR is not displayed on "BUS CHECK" screen of intelligent tester • Applies to "STEERING ANGLE SENSOR COMMUNICATION STOP MODE" in "DTC COMBINATION TABLE" 	<ul style="list-style-type: none"> • Power source or inside steering angle sensor • Steering angle sensor branch wire and connector • Steering angle sensor

WIRING DIAGRAM



CA

INSPECTION PROCEDURE

NOTICE:

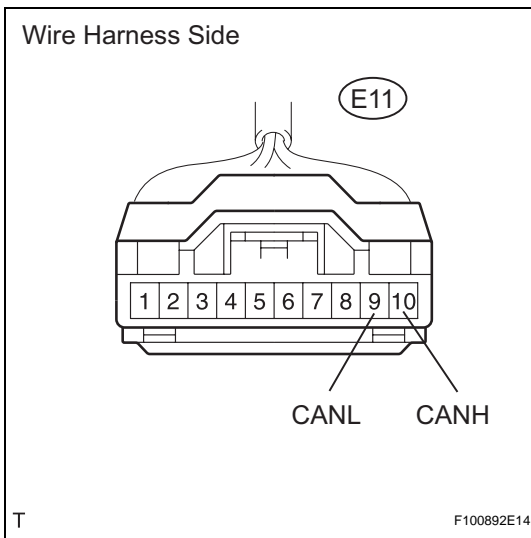
- Turn the ignition switch OFF before measuring the resistances of the main wire and the branch wire.
- After the ignition switch is turned OFF, check that the key reminder warning system and light reminder warning system are not in operation.
- Before measuring the resistance, leave the vehicle for at least 1 minute and do not operate the ignition switch, any switches or doors. If doors need to be opened in order to check connectors, open the doors and leave them open.

HINT:

Operating the ignition switch, any switches or any doors triggers related ECU and sensor communication with the CAN, which causes resistance variation.

1

CHECK CAN BUS LINE FOR DISCONNECTION (STEERING ANGLE SENSOR BRANCH WIRE)



- Disconnect the E11 steering angle sensor connector.
- Measure the resistance of the wire harness side connector.

Standard resistance

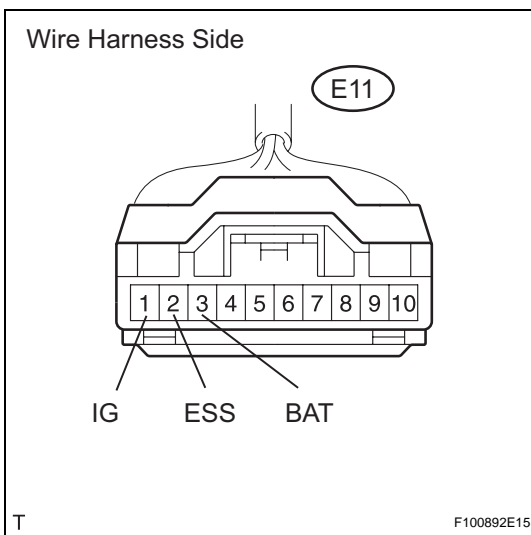
Tester Connection	Condition	Specified Condition
E11-10 (CANH) - E11-9 (CANL)	Ignition switch OFF	54 to 69 Ω

NG

REPAIR OR REPLACE BRANCH WIRE CONNECTED TO STEERING ANGLE SENSOR (CANH, CANL)

OK
2

CHECK WIRE HARNESS (STEERING ANGLE SENSOR - BATTERY AND BODY GROUND)



- Disconnect the E11 steering angle sensor connector.
- Measure the resistance of the wire harness side connector.

Standard resistance

Tester Connection	Specified Condition
E11-2 (ESS) - Body ground	Below 1 Ω

- Measure the voltage of the wire harness side connector.

Standard voltage

Tester Connection	Condition	Specified Condition
E11-3 (BAT) - Body ground	Always	10 to 14 V
E11-1 (IG) - Body ground	Ignition switch ON	10 to 14 V

NG

REPAIR OR REPLACE HARNESS AND CONNECTOR

OK

REPLACE STEERING ANGLE SENSOR