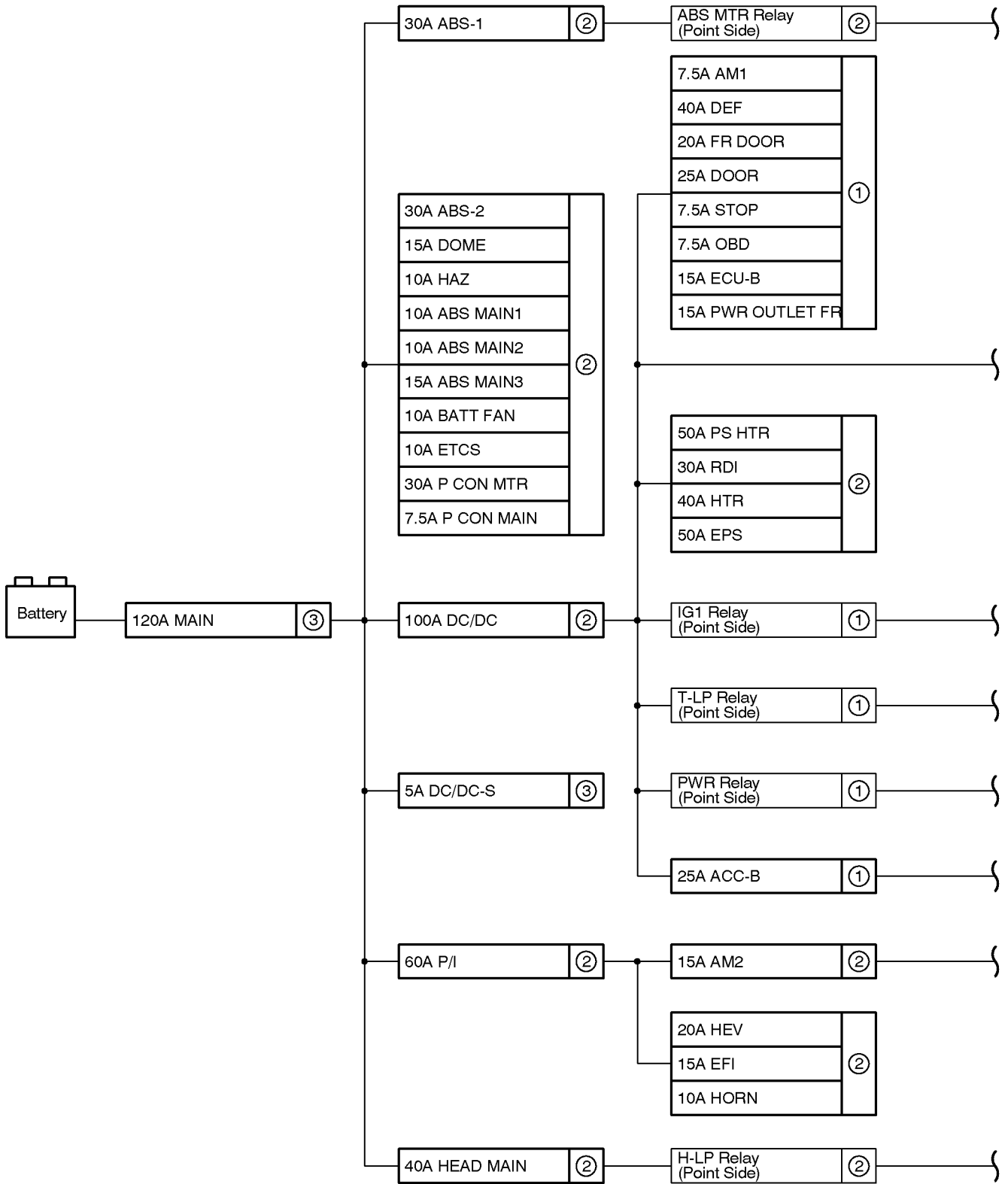
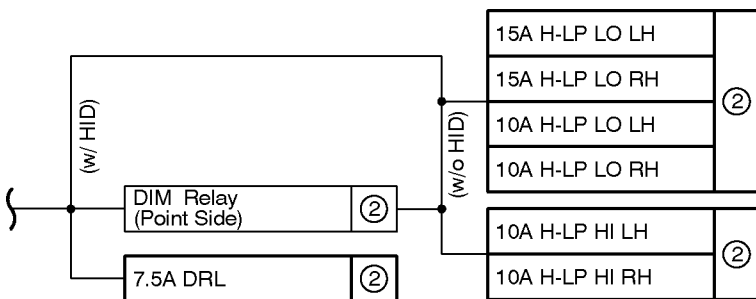
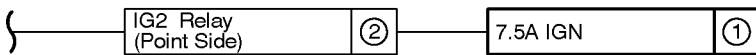
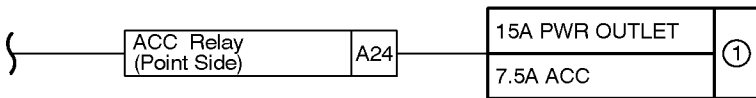
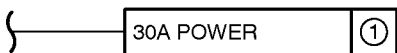
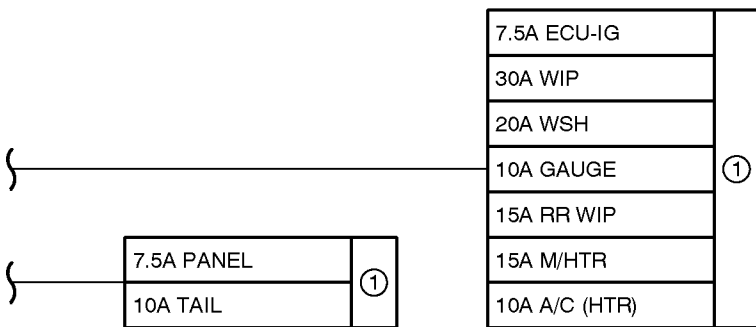

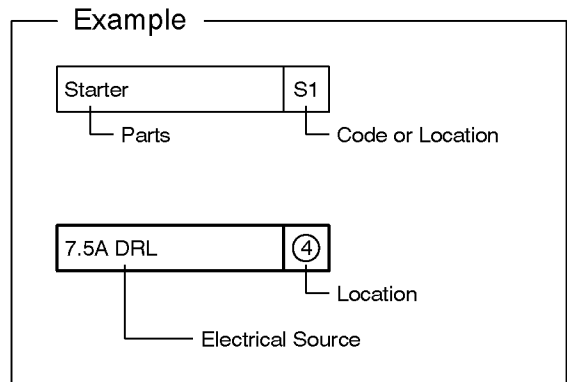
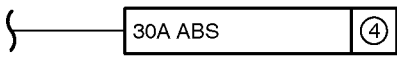


# J POWER SOURCE (Current Flow Chart)

The chart below shows the route by which current flows from the battery to each electrical source (Fusible Link, Circuit Breaker, Fuse, etc.) and other Parts.





[LOCATION]

- ① : Driver Side J/B (See Page 28)
- ② : Engine Room R/B or J/B (See Page 22)
- ③ : Fusible Link Block (See Page 27)
- ④ : Fuse Holder (F17 on See Page 47)

## J POWER SOURCE (Current Flow Chart)

### Engine Room R/B, Engine Room J/B (See Page 22)

Fuse		System	Page
7.5A	DRL	Headlight	148
7.5A	P CON MAIN	Push Button Start System and Hybrid Vehicle Immobilizer System	82
		Shift Control System	256
		Smart Entry System and Wireless Door Lock Control (w/ Smart Entry System)	216
10A	ABS MAIN1	Brake Control System	290
		TOYOTA Hybrid System	96
10A	ABS MAIN2	Brake Control System	290
		TOYOTA Hybrid System	96
10A	BATT FAN	TOYOTA Hybrid System	96
10A	CHS W/P	Air Conditioner	352
		Engine Control	132
10A	ETCS	Cruise Control	270
		Engine Control	132
		TOYOTA Hybrid System	96
10A	HAZ	Turn Signal and Hazard Warning Light	166
10A	H-LP HI LH	Headlight	148
10A	H-LP HI RH	Headlight	148
10A	H-LP LO LH (w/o HID)	Headlight	148
10A	H-LP LO RH (w/o HID)	Headlight	148
10A	HORN	Horn	310
		Smart Entry System and Wireless Door Lock Control (w/ Smart Entry System)	216
		Theft Deterrent	246
		Wireless Door Lock Control (w/o Smart Entry System)	234
15A	ABS MAIN3	Brake Control System	290
15A	AM2	Engine Control	132
		Ignition	128
		Interior Light	170
		Push Button Start System and Hybrid Vehicle Immobilizer System	82
		Shift Control System	256
		TOYOTA Hybrid System	96
15A	DOME	Air Conditioner	352
		Automatic Glare-Resistant EC Mirror	322
		Automatic Light Control	160
		Back-Up Light	186
		Brake Control System	290
		Clock	312
		Combination Meter	342
		Cruise Control	270
		Door Lock Control	210
		Engine Control	132

\* These are the page numbers of the first page on which the related system is shown.

Fuse		System	Page
15A	DOME	EPS	284
		Garage Door Opener	324
		Headlight	148
		Headlight Beam Level Control	156
		Interior Light	170
		Key Reminder	190
		Light Auto Turn Off System	164
		Luggage Compartment Door Opener	242
		Multi-Display and Audio System (Built-in Amplifier)	336
		Multi-Display and Audio System (Separate Amplifier)	326
		Power Window	206
		Push Button Start System and Hybrid Vehicle Immobilizer System	82
		Rear Window Defogger and Mirror Heater	318
		Seat Belt Warning	194
		Shift Control System	256
		Smart Entry System and Wireless Door Lock Control (w/ Smart Entry System)	216
		SRS	303
		Taillight and Illumination	178
Theft Deterrent	246		
TOYOTA Hybrid System	96		
Wireless Door Lock Control (w/o Smart Entry System)	234		
15A	EFI	Cruise Control	270
		Engine Control	132
		TOYOTA Hybrid System	96
15A	FR FOG	Front Fog Light	162
15A	H-LP LO LH (w/ HID)	Headlight	148
15A	H-LP LO RH (w/ HID)	Headlight	148
20A	HEV	Cruise Control	270
		Push Button Start System and Hybrid Vehicle Immobilizer System	82
		Shift Control System	256
		TOYOTA Hybrid System	96
30A	ABS-1	Brake Control System	290
		TOYOTA Hybrid System	96
30A	ABS-2	Brake Control System	290
		TOYOTA Hybrid System	96
30A	AMP	Multi-Display and Audio System (Separate Amplifier)	326
30A	CDS FAN	Radiator Fan and Condenser Fan	348
30A	P CON MTR	Push Button Start System and Hybrid Vehicle Immobilizer System	82
		Shift Control System	256
30A	PTC HTR1	Air Conditioner	352
30A	PTC HTR2	Air Conditioner	352

\* These are the page numbers of the first page on which the related system is shown.

## J POWER SOURCE (Current Flow Chart)

Fuse		System	Page
30A	RDI	Engine Control	132
		Radiator Fan and Condenser Fan	348
		TOYOTA Hybrid System	96
40A	HEAD MAIN	Automatic Light Control	160
		Headlight	148
		Headlight Beam Level Control	156
		Light Auto Turn Off System	164
		Smart Entry System and Wireless Door Lock Control (w/ Smart Entry System)	216
		Theft Deterrent	246
		Wireless Door Lock Control (w/o Smart Entry System)	234
40A	HTR	Air Conditioner	352
		TOYOTA Hybrid System	96
50A	EPS	EPS	284
50A	PS HTR	Air Conditioner	352
60A	P/I	Engine Control	132
		Ignition	128
		Interior Light	170
100A	DC/DC	Automatic Light Control	160
		Interior Light	170
		Light Auto Turn Off System	164
		Power Window	206
		Push Button Start System and Hybrid Vehicle Immobilizer System	82
		Smart Entry System and Wireless Door Lock Control (w/ Smart Entry System)	216
		Taillight and Illumination	178
		Theft Deterrent	246
		TOYOTA Hybrid System	96
Wireless Door Lock Control (w/o Smart Entry System)	234		

### Fusible Link Block (See Page 27)

Fuse		System	Page
5A	DC/DC-S	TOYOTA Hybrid System	96
120A	MAIN	Engine Control	132
		Ignition	128
		Interior Light	170
		TOYOTA Hybrid System	96

### Driver Side J/B (See Page 28)

Fuse		System	Page
7.5A	ACC	Clock	312
		Interior Light	170
		Key Reminder	190
		Light Auto Turn Off System	164
		Multi-Display and Audio System (Built-in Amplifier)	336

\* These are the page numbers of the first page on which the related system is shown.

Fuse		System	Page
7.5A	ACC	Multi-Display and Audio System (Separate Amplifier)	326
		Multiplex Communication System (AVC-LAN Bus)	78
		Multiplex Communication System (BEAN Bus)	70
		Multiplex Communication System (CAN Bus)	74
		Power Window	206
		Push Button Start System and Hybrid Vehicle Immobilizer System	82
		Remote Control Mirror	316
		Shift Control System	256
		Smart Entry System and Wireless Door Lock Control (w/ Smart Entry System)	216
		Theft Deterrent	246
7.5A	AM1	Interior Light	170
		Push Button Start System and Hybrid Vehicle Immobilizer System	82
		Shift Control System	256
		TOYOTA Hybrid System	96
7.5A	ECU-IG	Automatic Glare-Resistant EC Mirror	322
		Automatic Light Control	160
		Brake Control System	290
		Door Lock Control	210
		Engine Control	132
		EPS	284
		Garage Door Opener	324
		Headlight	148
		Interior Light	170
		Key Reminder	190
		Light Auto Turn Off System	164
		Luggage Compartment Door Opener	242
		Multi-Display and Audio System (Built-in Amplifier)	336
		Multi-Display and Audio System (Separate Amplifier)	326
		Multiplex Communication System (AVC-LAN Bus)	78
		Multiplex Communication System (BEAN Bus)	70
		Multiplex Communication System (CAN Bus)	74
		Power Window	206
		Push Button Start System and Hybrid Vehicle Immobilizer System	82
		Radiator Fan and Condenser Fan	348
		Shift Control System	256
		Smart Entry System and Wireless Door Lock Control (w/ Smart Entry System)	216
		Theft Deterrent	246
TOYOTA Hybrid System	96		
Wireless Door Lock Control (w/o Smart Entry System)	234		
7.5A	IGN	Brake Control System	290
		Combination Meter	342
		Cruise Control	270
		Engine Control	132

\* These are the page numbers of the first page on which the related system is shown.

## J POWER SOURCE (Current Flow Chart)

Fuse		System	Page
7.5A	IGN	EPS	284
		Push Button Start System and Hybrid Vehicle Immobilizer System	82
		Shift Control System	256
		SRS	303
		TOYOTA Hybrid System	96
7.5A	OBD	Engine Control	132
		TOYOTA Hybrid System	96
7.5A	PANEL	Clock	312
		Taillight and Illumination	178
7.5A	STOP	Brake Control System	290
		Cruise Control	270
		EPS	284
		Push Button Start System and Hybrid Vehicle Immobilizer System	82
		Shift Control System	256
		Smart Entry System and Wireless Door Lock Control (w/ Smart Entry System)	216
		Stop Light	184
TOYOTA Hybrid System	96		
10A	A/C(HTR)	Air Conditioning	352
		Rear Window Defogger and Mirror Heater	318
10A	GAUGE	Air Conditioning	352
		Back-Up Light	186
		Brake Control System	290
		Combination Meter	342
		Cruise Control	270
		Engine Control	132
		EPS	284
		Headlight	148
		Headlight Beam Level Control	156
		Key Reminder	190
		Luggage Compartment Door Opener	242
		Multi-Display and Audio System (Built-in Amplifier)	336
		Multi-Display and Audio System (Separate Amplifier)	326
		Power Window	206
		Push Button Start System and Hybrid Vehicle Immobilizer System	82
		Rear Window Defogger and Mirror Heater	318
		Seat Belt Warning	194
Shift Control System	256		
Smart Entry System and Wireless Door Lock Control (w/ Smart Entry System)	216		
SRS	303		
Taillight and Illumination	178		
TOYOTA Hybrid System	96		
Turn Signal and Hazard Warning Light	166		

\* These are the page numbers of the first page on which the related system is shown.

Fuse		System	Page
10A	TAIL	Front Fog Light	162
		Taillight and Illumination	178
15A	ECU-B	Air Conditioning	352
		Headlight	148
		Multi-Display and Audio System (Built-in Amplifier)	336
		Multi-Display and Audio System (Separate Amplifier)	326
		Multiplex Communication System (AVC-LAN Bus)	78
		Multiplex Communication System (BEAN Bus)	70
		Multiplex Communication System (CAN Bus)	74
		Rear Window Defogger and Mirror Heater	318
		Theft Deterrent	246
15A	M/HTR	Rear Window Defogger and Mirror Heater	318
15A	PWR OUTLET	Power Outlet	314
15A	PWR OUTLET FR	Power Outlet	314
15A	RR WIP	Rear Wiper and Washer	202
20A	FR DOOR	Power Window	206
20A	WSH	Front Wiper and Washer	198
		Rear Wiper and Washer	202
25A	ACC-B	Push Button Start System and Hybrid Vehicle Immobilizer System	82
25A	DOOR	Door Lock Control	210
		Luggage Compartment Door Opener	242
		Smart Entry System and Wireless Door Lock Control (w/ Smart Entry System)	216
		Theft Deterrent	246
		Wireless Door Lock Control (w/o Smart Entry System)	234
30A	POWER	Power Window	206
30A	WIP	Front Wiper and Washer	198
40A	DEF	Rear Window Defogger and Mirror Heater	318

### Fuse Holder (F17 on See Page 47)

Fuse		System	Page
30A	ABS	Brake Control System	290
		TOYOTA Hybrid System	96

\* These are the page numbers of the first page on which the related system is shown.